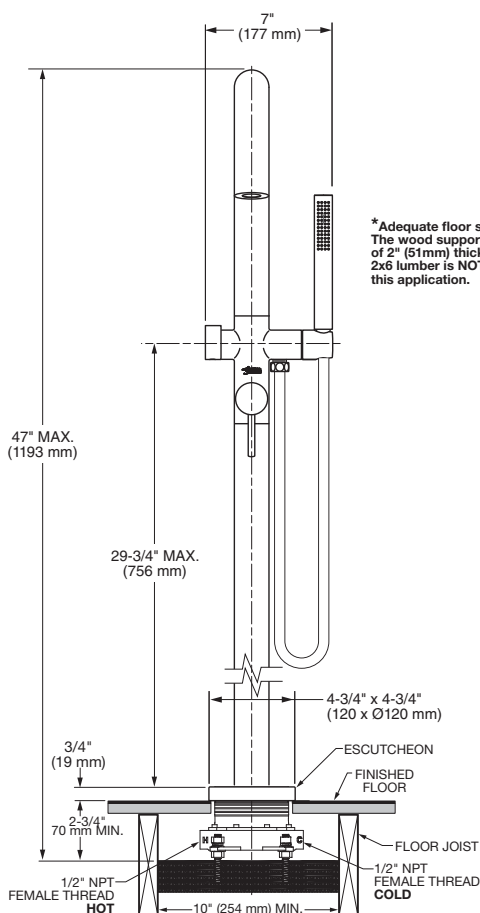
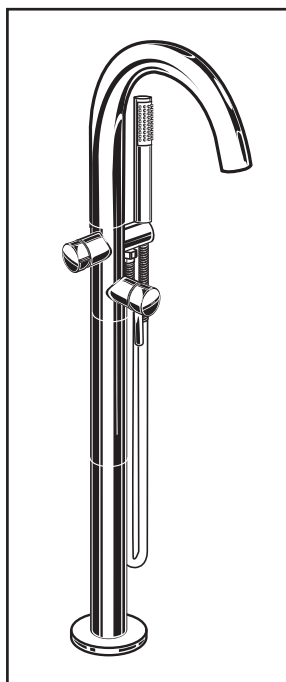


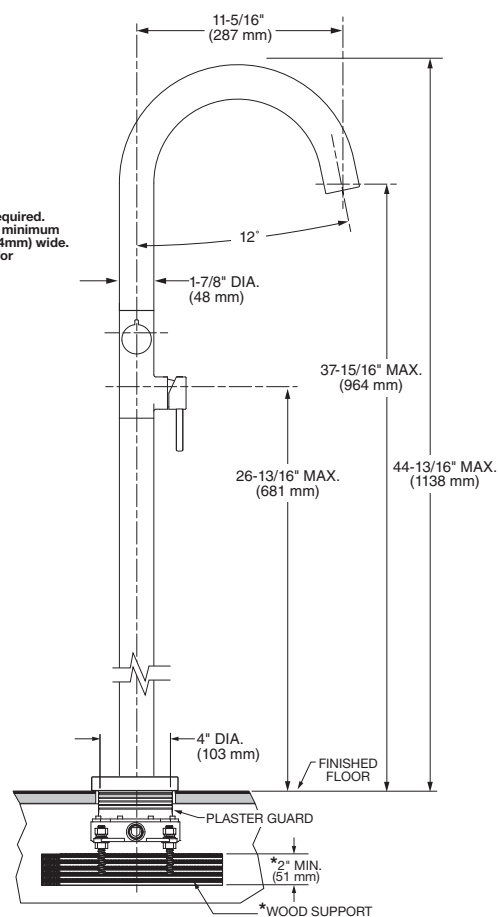
MODEL NUMBER

☐ T064951 Free Standing Tub Filler
Personal Shower. Metal Lever Handle.

For use with Flash™ Rough Valve Bodies



*Adequate floor support is required.
The wood support must be a minimum
of 2" (51mm) thick by 10" (254mm) wide.
2x6 lumber is NOT adequate for
this application.



GENERAL DESCRIPTION

Durable brass construction. Rigid brass and copper waterway. 35mm washerless 1/4 turn ceramic disc valve cartridge. Metal single function personal shower with easy to clean spray face features a 59" long metal hose. 1.8 gpm/6.8 L/min. maximum flow rate. Shower bracket pivots 60°. Includes double check valves to prevent back flow.

PRODUCT FEATURES

Brass Construction: Durable. Ideal for prolonged contact with water.

Ceramic Disc Valve Cartridge: Assures a lifetime of drip-free performance.

Choice of Finishes: Wide range of durable finishes.

SUGGESTED SPECIFICATION:

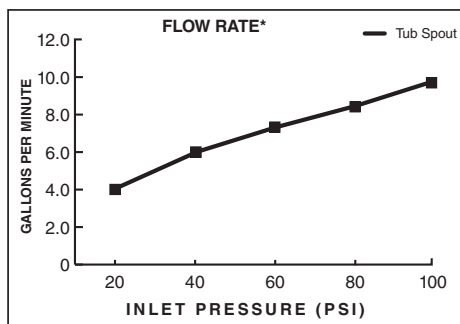
Free standing tub filler shall feature brass construction. Shall also feature 1/4 turn washerless ceramic disc valve cartridge. Fitting shall be American Standard Model #T064951._____.

CODES AND STANDARDS

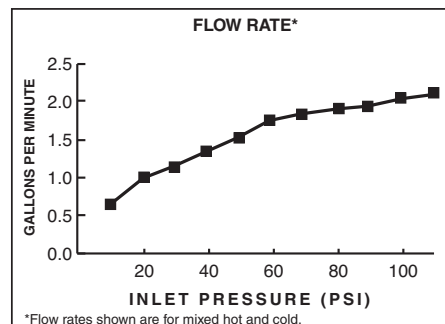
These products meet or exceed the following codes and standards:

ASME A112.18.1
CSA B125.1

Check local plumbing codes.
Some installations may require a vacuum breaker.



TUB SPOUT FLOW



HAND SHOWER FLOW

Product Number	Description	Finish Options		
		Polished Chrome	Brushed Nickel	Matte Black
		002	295	243
T064951	Free Standing Tub Filler Trim. Personal shower. Metal Lever handle.			

FLASH ROUGH VALVE BODIES

☐ **R950** Flash™ Free Standing Tub Filler Rough Valve.

☐ **R950SS** Flash Free Standing Tub Filler Rough Valve with Service Stops.