

ASSEMBLY INSTRUCTIONS



Ax1
FIRE BOWL



Bx3
STAND



Cx2
HANDLE



Dx12
GASKET



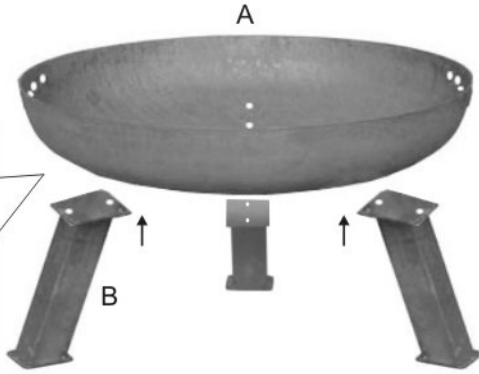
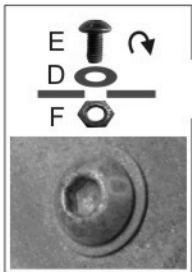
Ex12
BOLT




Fx12
NUT



Gx1
ALLEN KEY



STEP1
FIX THE STANDS INTO THE FIRE BOWL
WITH BOLTS, NUTS & GASKETS



STEP2
FIX THE HANDLES INTO THE FIRE BOWL
WITH BOLTS, NUTS & GASKETS

