

Fixture Type: \_\_\_\_\_

Catalog Number: \_\_\_\_\_

Project: \_\_\_\_\_

Location: \_\_\_\_\_

## Esprit Bathroom Sconce 3000K

Model & Size	Color Temp & CRI	Watt	LED Lumens	Delivered Lumens	Finish
WS-69815 15"	3000K 90	10.7W	845	636	BN Brushed Nickel CH Chrome

Example: **WS-69815-BN**

### DESCRIPTION

High-performance LED modules. Slim, geometric profile.

### FEATURES


- LED modules positioned closer to diffuser for broader spread of illumination
- Driver installed within the Junction Box, driver dimension: 2.76" x 1.26" x 1.18"
- 5 year warranty

### SPECIFICATIONS

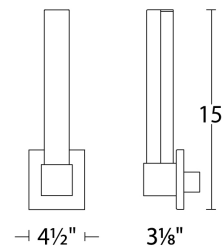
Color Temp:	3000K
Input:	120-277 VAC, 50/60Hz
CRI:	90
Dimming:	ELV: 100 - 10%, ELV: 100 - 5%
Rated Life:	50000 Hours
Standards:	ETL, cETL Damp Location Listed
Construction:	Aluminum body with etched acrylic diffuser



### FINISHES



### LINE DRAWING



WS-69815

Fixture Type: \_\_\_\_\_

Catalog Number: \_\_\_\_\_

Project: \_\_\_\_\_

Location: \_\_\_\_\_

## Esprit Bathroom Sconce 3000K

Model & Size	Color Temp & CRI	Watt	LED Lumens	Delivered Lumens	Finish
WS-69826 26"	3000K 90	20.1W	1784	1240	BN Brushed Nickel CH Chrome

Example: **WS-69826-BN**

### DESCRIPTION

High-performance LED modules. Slim, geometric profile.

### FEATURES


- LED modules positioned closer to diffuser for broader spread of illumination
- Driver installed within the Junction Box, driver dimension: 2.76" x 1.26" x 1.18"
- 5 year warranty

### SPECIFICATIONS

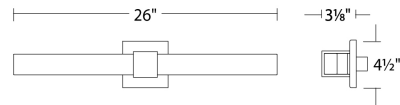
Color Temp:	3000K
Input:	120-277 VAC, 50/60Hz
CRI:	90
Dimming:	ELV: 100 - 10%, ELV: 100 - 5%
Rated Life:	50000 Hours
Standards:	ETL, cETL Damp Location Listed
Construction:	Aluminum body with etched acrylic diffuser



### FINISHES



### LINE DRAWING



**WS-69826**

Fixture Type: \_\_\_\_\_

Catalog Number: \_\_\_\_\_

Project: \_\_\_\_\_

Location: \_\_\_\_\_

## Esprit Bathroom Sconce 3000K

Model & Size	Color Temp & CRI	Watt	LED Lumens	Delivered Lumens	Finish
WS-69838 38"	3000K 90	29.2W	2712	2136	BN Brushed Nickel CH Chrome

Example: **WS-69838-BN**

### DESCRIPTION

High-performance LED modules. Slim, geometric profile.

### FEATURES


- LED modules positioned closer to diffuser for broader spread of illumination
- Driver installed within the Junction Box, driver dimension: 2.76" x 1.26" x 1.18"
- 5 year warranty

### SPECIFICATIONS

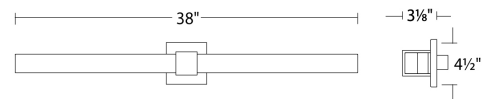
Color Temp:	3000K
Input:	120-277 VAC, 50/60Hz
CRI:	90
Dimming:	ELV: 100 - 10%, ELV: 100 - 5%
Rated Life:	50000 Hours
Standards:	ETL, cETL Damp Location Listed
Construction:	Aluminum body with etched acrylic diffuser



### FINISHES



### LINE DRAWING



**WS-69838**