

GENERAL DESCRIPTION:

Diaphragm-Type Urinal Flush Valve for 3/4" top spud urinals.

PRODUCT FEATURES:

- Hands-free infrared sensor-operated gear actuator with chrome plated metal housing
- Patent-pending DynaClean™ wiper spring technology significantly reduces maintenance and downtime
- Self-cleaning wiper spring cleans the refill orifice with every flush; prevents valve run-on from clogging
- Prevents costly excess water usage and potential flooding
- Premium, chlorine resistant EvoLast™ diaphragm material prevents premature deterioration and failure
- Dezincification-resistant brass alloy
- Electronic courtesy flush button
- Optional Sanitary Flush: Automatic flush after 24 hours of non-use
- Low Battery Indicator: Yellow LED flashes when batteries need to be replaced
- Easy Battery Replacement: Water does not need to be shut off to change batteries
- High back pressure vacuum breaker prevents dripping
- Adjustable tailpiece for rough-in flexibility
- Can be installed left or right handed
- No external volume adjustment
- ADA compliant

MODEL NUMBER:

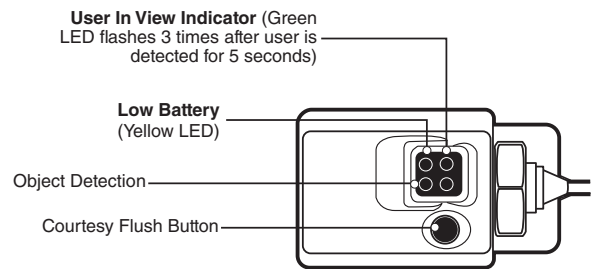
- ❑ **6145SM013.002** Flush Valve for 3/4" top spud urinal, 11-1/2" rough-in, 0.125 gpf/0.5 Lpf
- ❑ **6145SM051.002** Flush Valve for 3/4" top spud urinal, 11-1/2" rough-in, 0.5 gpf/0.9 Lpf
- ❑ **6145SM101.002** Flush Valve for 3/4" top spud urinal, 11-1/2" rough-in, 1.0 gpf/3.8 Lpf

OPERATING PRESSURE: 20 psi (flowing)-80 psi (static)

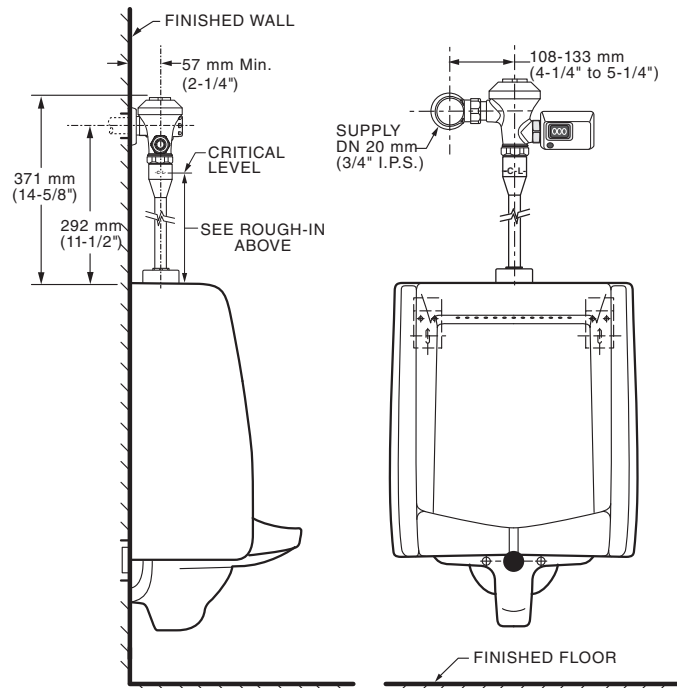
FLOW REQUIREMENT: 10 gpm (37.9 L/min.)

BATTERY LIFE: 100,000 flushes (3+ years @ 3,000 flushes per month) (4) "C" alkaline batteries included

ADJUSTABLE RANGE: 8" to 48" (32" default)



**TYPICAL URINAL INSTALLATION:
WASHBROOK URINAL SHOWN**



RECOMMENDED SPECIFICATION:

Urinal flush valve includes sensor-operated gear actuator with metal casing. Shall feature self-cleaning diaphragm valve with integral DynaClean wiper spring in bypass orifice to prevent clogging. Advanced EvoLast diaphragm provides superior chlorine-resistance. Includes dezincification-resistant cast brass valve body with chrome finish. Includes sweat solder kit with wall flange and cover tube. Angle stop with back-flow protection and vandal-resistant stop cap. High back pressure vacuum breaker included.

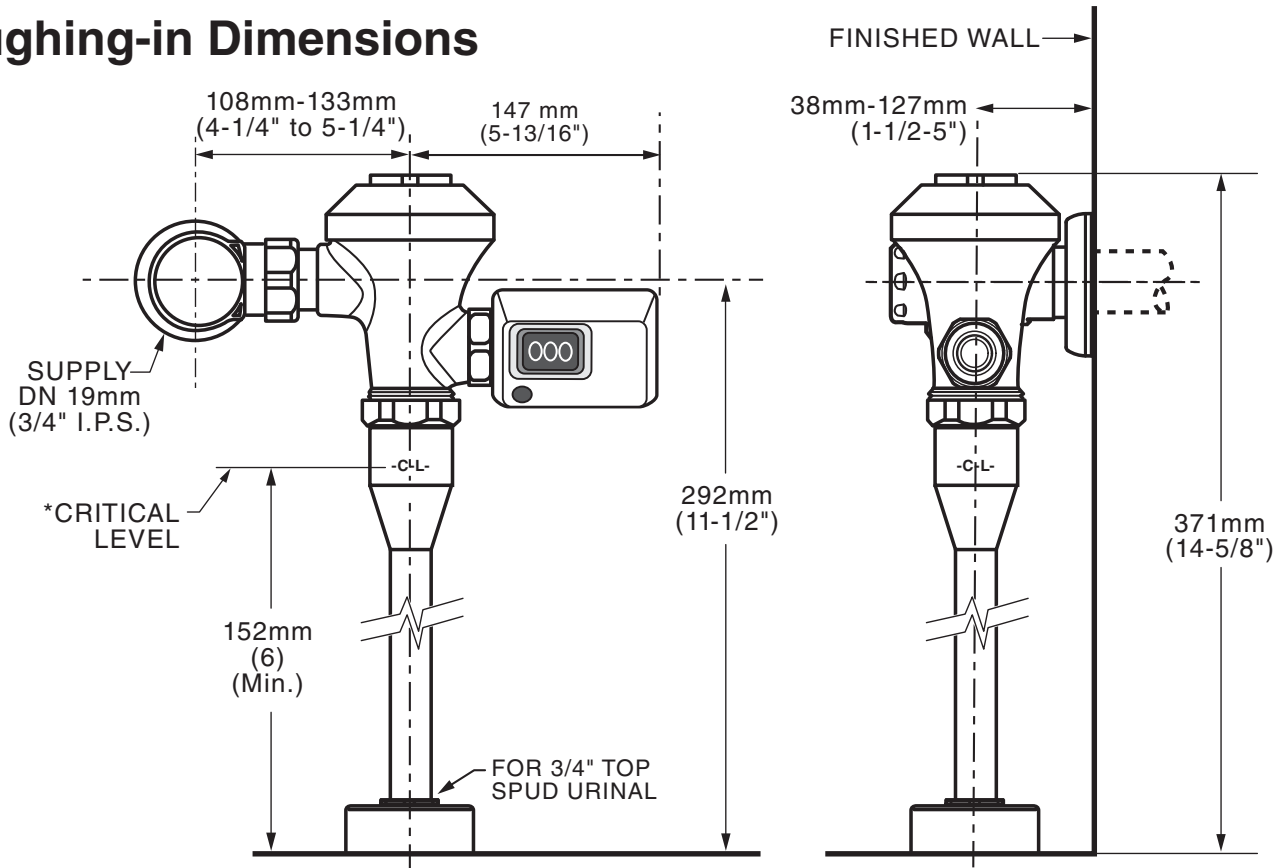
LISTINGS:

- ASSE 1037
- ANSI/ASME A112.19.2
- ADA Compliant

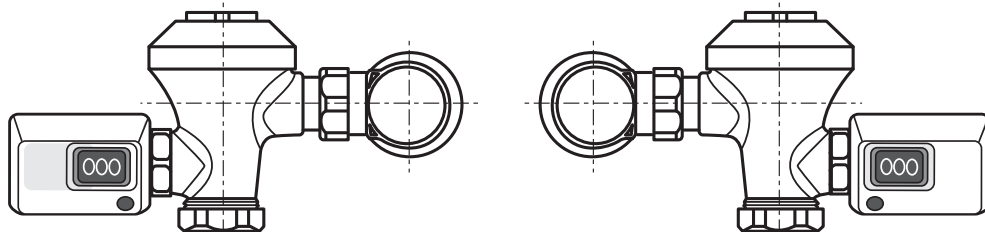
INCLUDES:

- 3/4" I.P.S. angle stop with back-flow prevention and vandal-resistant cap
- Sweat solder kit including cover tube and wall flange
- High back pressure vacuum breaker with down tube
- Spud coupling & flange for 3/4" top spud

Roughing-in Dimensions



*Note: The Critical Line (-C-L-) on Vacuum Breaker must typically be a minimum of 6" (152 mm) above fixture. Consult Codes for details.



Left or Right Hand Installation