

# Hatton 2 Light Pendant Satin Bronze

52258SB (Satin Bronze)

Project Name: \_\_\_\_\_  
 Location: \_\_\_\_\_  
 Type: \_\_\_\_\_  
 Qty: \_\_\_\_\_  
 Comments: \_\_\_\_\_



## Certifications/Qualifications

Location Rating	Dry
<a href="http://www.kichler.com/warranty">www.kichler.com/warranty</a>	

## Dimensions

Base Backplate	6.00 DIA
Chain/Stem Length	36"
Weight	2.90 LBS
Height	30.00"
Length	10.00"
Overall Height	68.00"
Width	2.00"

## Mounting/Installation

Interior/Exterior	Interior
Lead Wire Length	50
Mounting Weight	2.90 LBS

## Primary Lamping

Lamp Included	Not Included
Lamp Type	A19
Light Source	Incandescent
Max or Nominal Watt	75W
# of Bulbs/LED Modules	2
Max Wattage/Range	75W
Socket Type	Medium
Socket Wire	105

## Product/Ordering Information

SKU	52258SB
Finish	Bronze
Style	Transitional
UPC	783927574846




## Compatible Accessories

12" Accessory Stem Satin Bronze	2999SB
---------------------------------	--------

## Specifications

Material	STEEL
Max Stem Tilt	90 Degrees

## Additional Finishes

-  Black
-  Classic Pewter
-  Satin Bronze