

# 8" Dome Path Light Centennial Brass

15310CBR (Centennial Brass)

Project Name: \_\_\_\_\_  
Location: \_\_\_\_\_  
Type: \_\_\_\_\_  
Qty: \_\_\_\_\_  
Comments: \_\_\_\_\_



## Certifications/Qualifications

Location Rating	Wet
Prop65	Yes
<a href="http://www.kichler.com/warranty">www.kichler.com/warranty</a>	

## Dimensions

Height	21.00"
Width	8.50"

## Electrical

Operating Voltage Range	12 VAC
Voltage	12V

## Mounting/Installation

Lead Wire Length	24
------------------	----

## Primary Lamping

Lamp Included	Not Included
Lamp Type	T5 WEDGE
Max or Nominal Watt	16.25W
# of Bulbs/LED Modules	1
Max Wattage/Range	16.25W





## Product/Ordering Information

SKU	15310CBR
Finish	Brass
UPC	783927586320

## Specifications

Material	BRASS
----------	-------

## Additional Finishes

	Centennial Brass
	Textured Architectural Bronze
	Textured Architectural Bronze
	Textured Black

### Kichler

7711 East Pleasant Valley Road Cleveland, Ohio 44131-8010  
Toll free: 866.558.5706 or kichler.com

### Notes:

- 1) Information provided is subject to change without notice. All values are design or typical values when measured under laboratory conditions.
- 2) Incandescent Equivalent: The incandescent equivalent as presented is an approximate number and is for reference only.

**KICHLER**®