

CARE AND MAINTENANCE

Store outdoor furniture indoors or cover well when not in use.

Remove wooden furniture from standing water. Dust regularly with small brush or vacuum










Spills should be taken care of immediately before they harden or stain with a slightly dampened sponge.

NOTICE

- * Please make sure that you have all parts indicated before you begin assembly of this item
- * This item should be assembled on a soft surface to prevent scratching the finish during assembly
- * This item may require periodic tightening

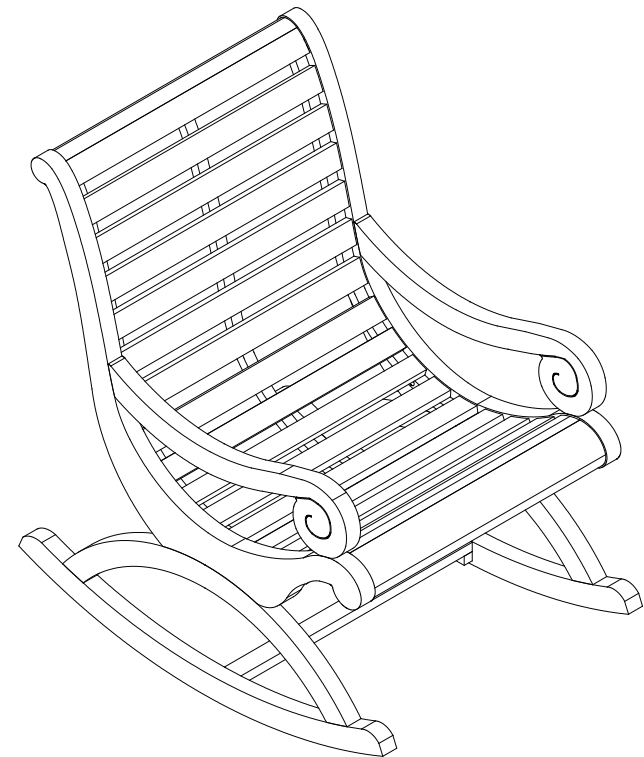
 **SAFAVIEH**
O U T D O O R

Part List and Hardware List

PIECE	DESCRIPTION	PICTURE	QUANTITY
A	Leg Frame -1		2X
B	Leg Frame -2		2X
C	Seat frame		1X
D	Back frame		1X
E	Cross bar of leg		1X
H1	Wooden		2X
H2	Allen bolt-1		4X
H3	Allen bolt-2		12X
H4	Allen key		1X

Model# PAT7016

Product Dimensions: 25" W x 36" D x 37" H



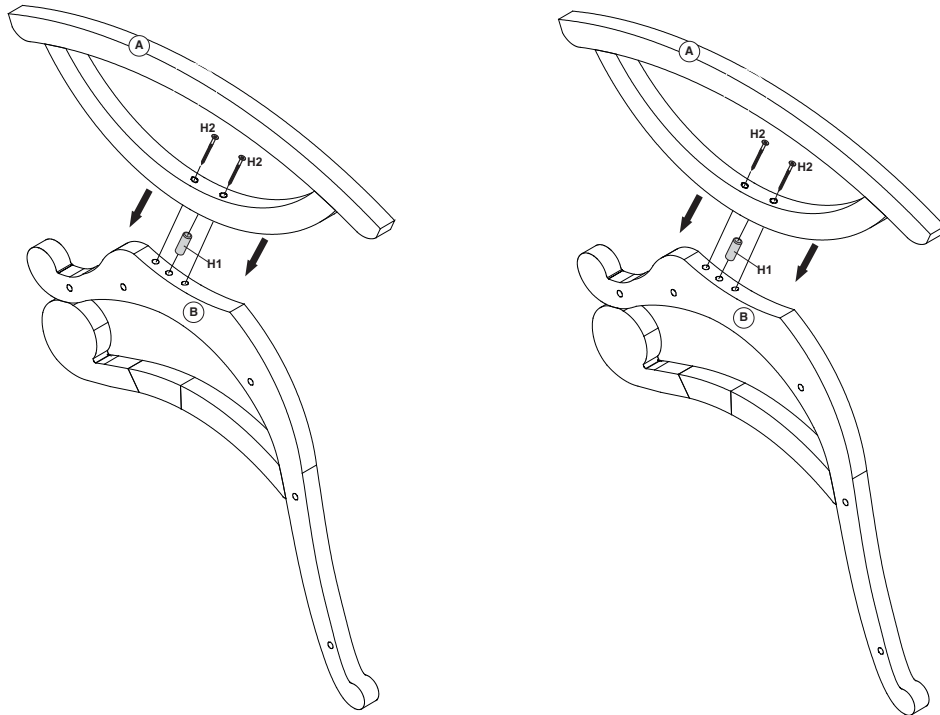
PREPARATION

Before beginning assembly of product, make sure all parts are present. Compare parts with package contents list and hardware contents list. If any part is missing or damaged, do not attempt to assemble the product.

Estimated Assembly Time: 30 minutes.

Tools Required for Assembly (included): Allen Key

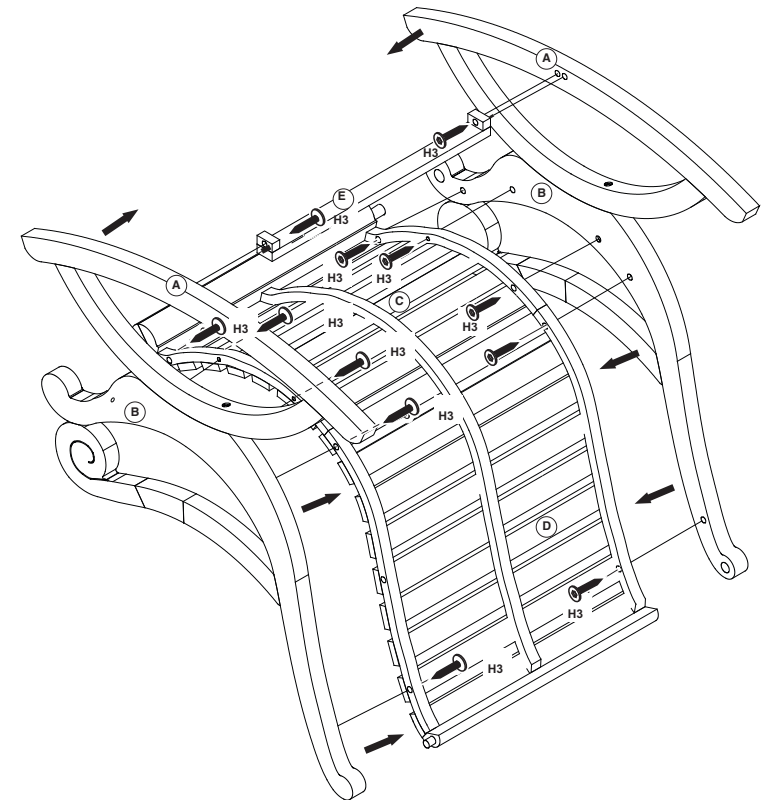
1



Step 1

Attached (A) into (B) and using (H1) to put on the hole (H2) tighten (H4)

2



Step 2

(A) & (B) attached to seat frame (E) and backrest (D) tighten by (H4)