

CARE AND MAINTENANCE

Store outdoor furniture indoors or cover well when not in use.

Remove wooden furniture from standing water. Dust regularly with small brush or vacuum



Spills should be taken care of immediately before they harden or stain with a slightly dampened sponge.

NOTICE

- * Please make sure that you have all parts indicated before you begin assembly of this item
- * This item should be assembled on a soft surface to prevent scratching the finish during assembly
- * This item may require periodic tightening

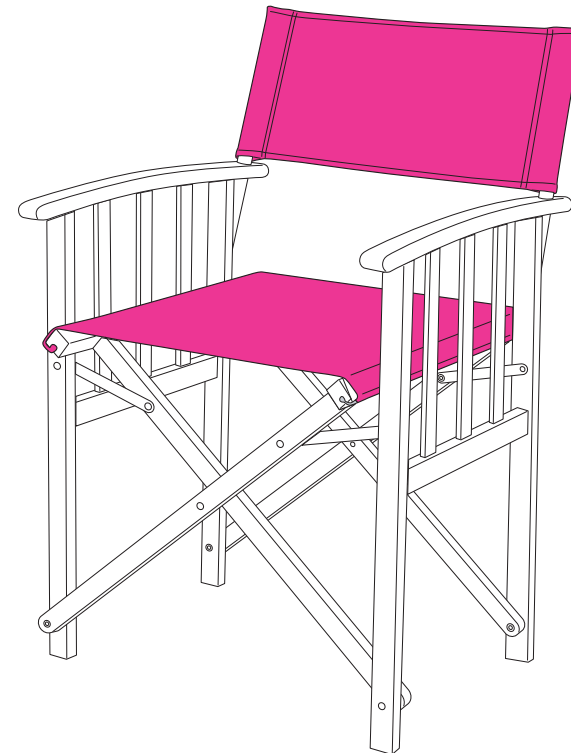
 **SAFAVIEH**
O U T D O O R

Part List and Hardware List

PIECE	DESCRIPTION	PICTURE	QUANTITY
A	Back frame		1X
B	Screw	 4x30mm	2X

Model# PAT7004

Product Dimensions: 21.65" W x 21.20" D x 34.25" H

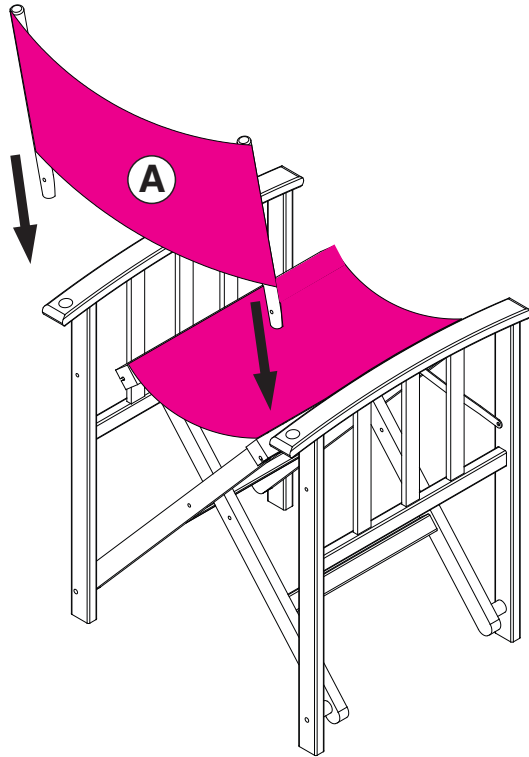


PREPARATION

Before beginning assembly of product, make sure all parts are present. Compare parts with package contents list and hardware contents list. If any part is missing or damaged, do not attempt to assemble the product.

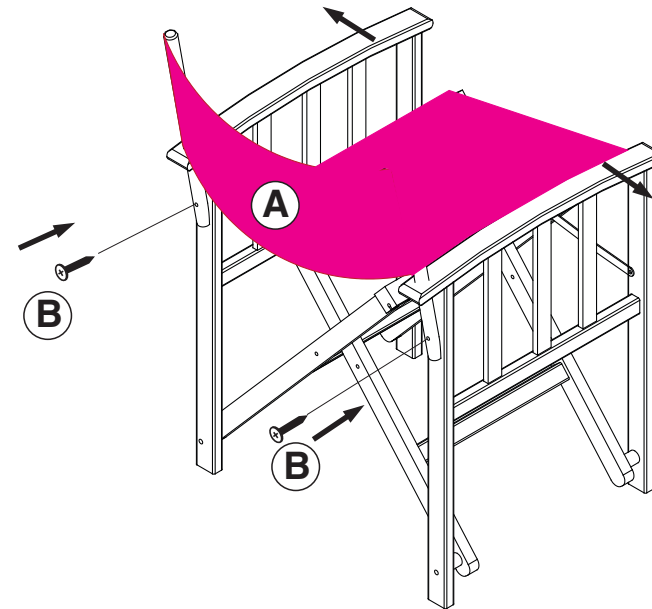
Estimated Assembly Time: 10 minutes.

1



Step 1
Attach headrest (A) to armrest.

2



Step 2
Using screws (B) and tighten with allen key.
Pull out the armrest as arrow direction to open the chair.