

## CARE AND MAINTENANCE

Do not expose your furniture to any liquids. All liquids should be wiped up immediately with a soft, slightly damp cloth in the direction of the rattan.

Do not expose your furniture to strong or direct sunlight, heat outlets, open windows and dampness. Excessive exposure to sunlight can cause fading of your furniture finish.

Extreme temperatures and humidity changes can cause cracking and splitting.









## NOTICE

\* Please make sure that you have all parts indicated before you begin assembly of this item

\* This item should be assembled on a soft surface to prevent scratching the finish during assembly

\* This item may require periodic tightening

## Part List and Hardware List

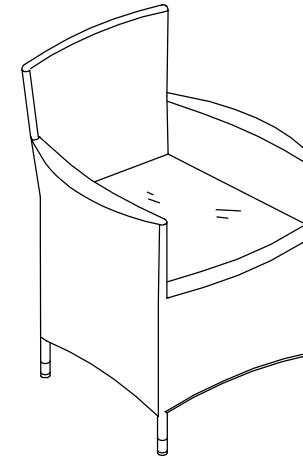
PIECE	DESCRIPTION	PICTURE	QUANTITY
1	Chair Back		1X
2	Chair/Sofa side-1		1X
3	Chair/Sofa Side-2		1X
4	Chair Bottom		1X
5	Chair Cushion		1X
A	Allen bolt(M6x20 mm)		4X
B	Flat washer		4X
C	Allen key		1X

 **SAFAVIEH**  
O U T D O O R

Model# PAT2506

Product Dimensions:

23.6"x22.8"x33.9" H (Chair)



# PREPARATION

Before beginning assembly of product, make sure all parts are present. Compare parts with package contents list and hardware contents list.

If any part is missing or damaged, do not attempt to assemble the product.

Estimated Assembly Time: 45 minutes.

Tools Required for Assembly (included): Allen Key

**1**

②

③

④

(A) x 2

(B) x 2

Ø ¼ x ¾"

¼"

!

~~C~~

**2**

①

(A) x 2

(B) x 2

Ø ¼ x ¾"

¼"

!

~~C~~