

ELKAY[®]

SPECIFICATIONS

Sink Accessories Fasteners and Screwdrivers Models LK348, LK363, LK364, LK463, LKUCLIP8, LK350 and LK352

GENERAL

Our standard clips/screws/lugs that are supplied with most of our top mount self-rimming sinks are designed for standard countertop thicknesses up to 3/4" (19mm) thick. For countertop thicknesses over 3/4" (19mm) – choose from the selection below based on the installation method and countertop thickness.

LK348: Set of 12 screws and clamps for "J" channel installation sinks. Designed to accommodate thicker countertops up to 2" (51mm) thick.

LK363: Set of 14 screws **and** clips for "U" channel installation sinks. Designed to accommodate thicker countertops up to 1-1/2" (38mm) thick.

LK364: Set of 14 screws **only** for "U" channel installation sinks. Retain and use the clips that are provided with the sinks. Designed to accommodate thicker countertops up to 1-1/2" (38mm) thick.

LK463: 3 sets of 14 hex head screws, 28 hex nuts and 1 set of clips for "U" channel installation sinks. Choose the appropriate screw length for different countertop thicknesses. Designed to accommodate thicker countertops up to 2-1/2" (64mm) thick.

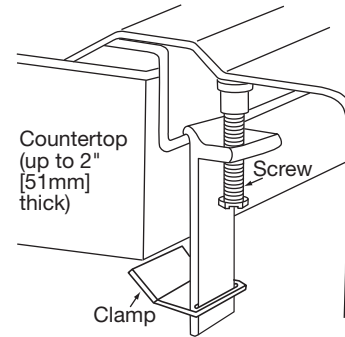
NOTE: When installing "U" channel sinks in countertops over 2-1/2" (64mm), use #8-32 round machine screws with (2) hex nuts. Length of screw should be 1/2" (13mm) longer than thickness of the countertop. 2 hex nuts are needed per machine screw (1 for installation under the U-channel and 1 for under the clip).

LKUCLIP8: Set of 8 undermount clips. Designed to attach undermount sinks to a solid surface countertop. Single bowl sinks require a minimum of 1 package. Double bowl sinks require a minimum of 2 packages. Triple bowl sinks require a minimum of 3 packages.

LK350: Extra long screwdriver with special ends that allow the installer to easily reach and turn the installation screws for "U" channel installation sinks. Handle with an overall length of 13-11/16" (348mm).

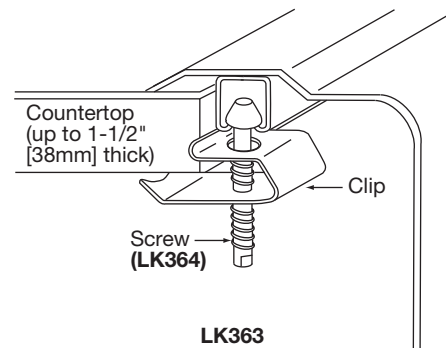
LK352: Set of 3 LK350 screwdrivers packaged.

"J" Channel Type Installation Profile

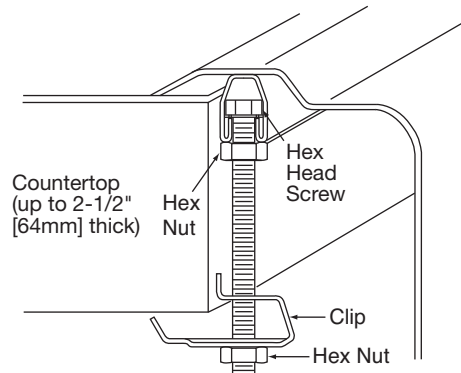


LK348

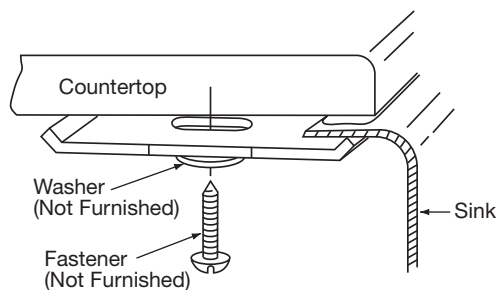
"U" Channel Type Installation Profile



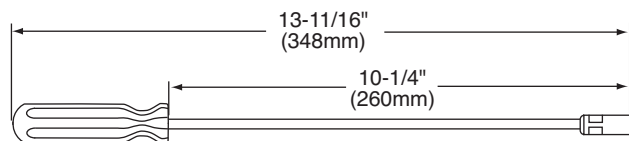
LK363



LK463



LKUCLIP8



LK350/LK352

In keeping with our policy of continuing product improvement, Elkay reserves the right to change product specifications without notice. Please visit elkayusa.com for most current version of Elkay product specification sheets.

This specification describes an Elkay product with design, quality and functional benefits to the user. When making a comparison of other producers' offerings, be certain these features are not overlooked.

Elkay

elkayusa.com

2222 Camden Court
Oak Brook, IL 60523

Printed in U.S.A.
©2008 Elkay

(Rev. 10/08)

15-28A