



12ft Hammock Stand Assembly Instructions

Do not exceed load limit of 350lbs, or the load limit on your hammock.







Your box should contain:

- 2 – leg assemblies with elbow pipe.
- 2 – upright poles with attached hooks.
- 1- center base pole.

Pole end caps and leg end caps have been pre-attached for your convenience.
 Upright poles have pre-attached hooks for your convenience.

No-Tool-Assembly Instructions

1. Locate leg assemblies with attached elbow pipe and place on the ground.
2. Locate center base pole (**pole without attached hook**), and insert one end onto the horizontal end of the elbow pipe of one of the leg assemblies by pressing down on the silver lock pin while pushing the center pole onto the elbow. Repeat procedure for other leg assembly to the other end of the center pole. **Figure 1. - - - make sure all lock pins fully engage by popping through the holes in the center poles and upright poles as in Figure 2.**
3. Locate either of the upright poles with Hook assembly. Place the non-capped end onto the upright elbow pipe of the leg assembly making sure the silver lock pin fully engages the hole on the end of the pipe as shown in **Figure 3.** Repeat the procedure for the other upright pole with hook.
4. **Figure 4.** The hook on the end of each pole is designed to attach to the O-rings on the end of your hammock. Adjust the height of the hammock to your liking by looping a different link of chain onto the hook on each end of the stand. Hammock and hanging chains not included.



CAUTION:

Before each use, examine the stand to make sure all poles are locked into place with the lock-pins fully engaged.

After moving or adjusting your hammock stand, always inspect it to make sure all pieces are properly in place and lock-pins are still engaged.

Never Exceed the weight limit of **350lbs.** or the weight limit of your hammock.

Hammock stand should be placed on level ground for safe operation.

Try not to drag your stand. Have someone help you carry it by lifting from both ends.

CARE INSTRUCTIONS:

Your hammock stand has a powder coated finish to resist the elements. However you can extend the life of your stand by wiping off moisture and not leaving it out in the elements in months you will not be using your hammock. When storing, please store in a dry location to prevent rust.