

CARE AND MAINTENANCE

Wipe clean with a soft cloth dampened in water and a mild soapy solution Wipe dry with a clean and dry cloth.

this rattan basket requires no maintenance

however, by keeping the furniture clean and storing it properly you can enjoy it year after year

happimess

NOTICE

* Please make sure that you have all parts indicated before you begin assembly of this item

* This item Should be assembled on a soft surface to prevent scratching the finish during assembly

* This item may require periodic tightening

Item # HPM9200

Product Dimensions : . W 16.75" X 13." D X 28.50" H

Part List and Hardware List

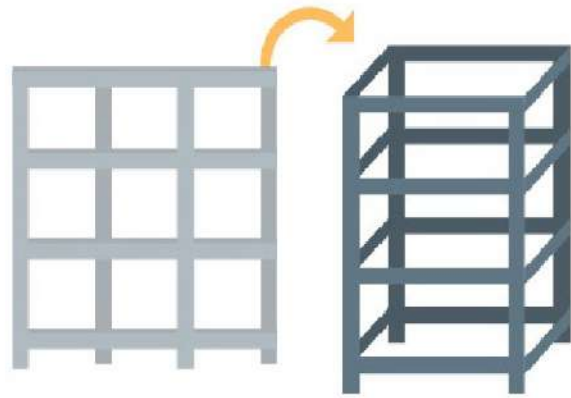
PIECE	DESCRIPTION	PICTURE	QUANTITY
A	DRAWER PANEL SET		1X
B	TOP PANEL		1X
C	BOTTOM PANEL		1X
D	SUPPORT WOODEN BAR		4X
E	DRAWER BASKET		3X
F	LINEN LINER		3X
G	2-SCREW & 1 KEY L		1 SETS



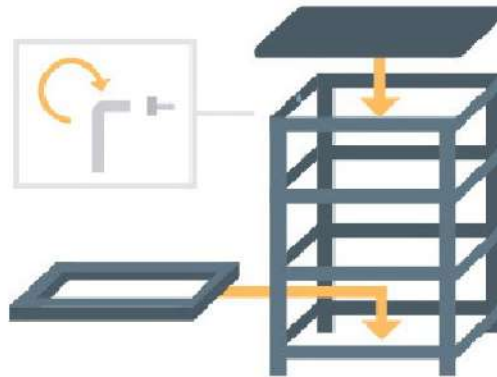
Weight Capacity : 25 Lbs
Warning : Do not stand on basket
Warning : Do not sit on basket



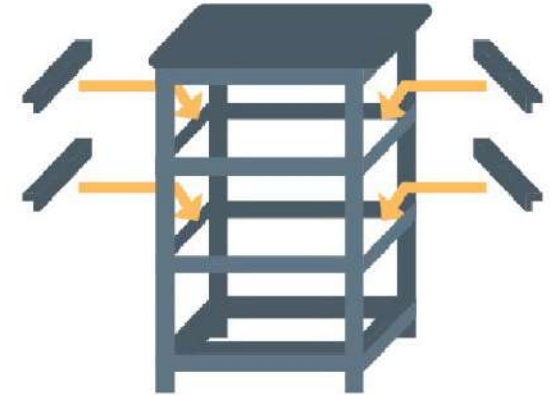
Happimes Folding Storage



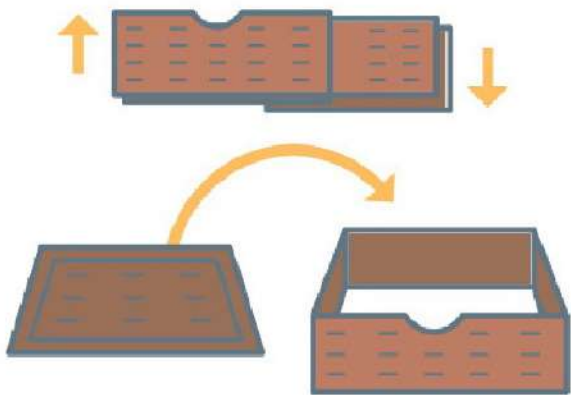
1 UNFOLD THE DRAWER PANEL INTO STANDING POSITION



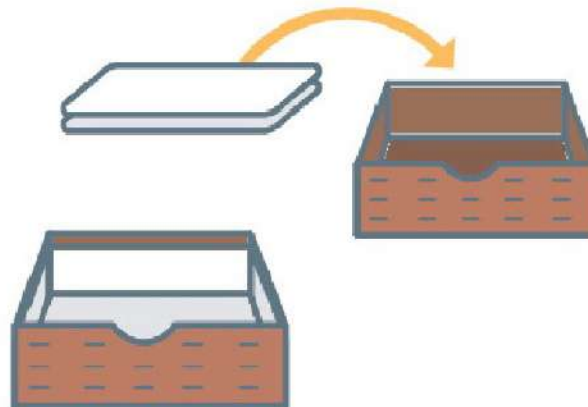
2 PUT TOP AND BOTTOM PANEL ON THE DRAWER PANEL AND PASTEN SCREWS



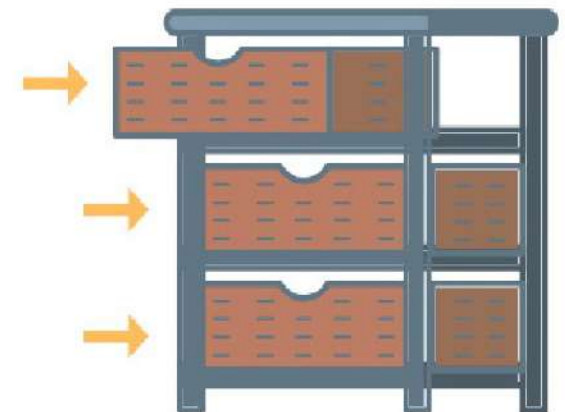
3 ADD WOODEN SUPPORT BARS TO EACH SHELT



4 UNFOLD DRAWER BASKETS AND ADD BOTTOM PANEL



5 ATTACH LINEN LINERS TO THE INSIDE OF THE DRAWER BASKET



6 SLIDE THE DRAWER BASKETS INTO DRAWER PANEL.VOILA