


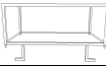



Care and Maintenance

Dust with a soft, dry cloth. Do not use abrasive cleaner. To clean mirror, spray a small amount of glass cleaner onto a lint-free cloth and wipe mirror clean.

Notice

- * Please make sure that you have all parts indicated before you begin assembly of this item
- * This item should be assembled on a soft surface to prevent scratching the finish during assembly
- * This item may require periodic tightening

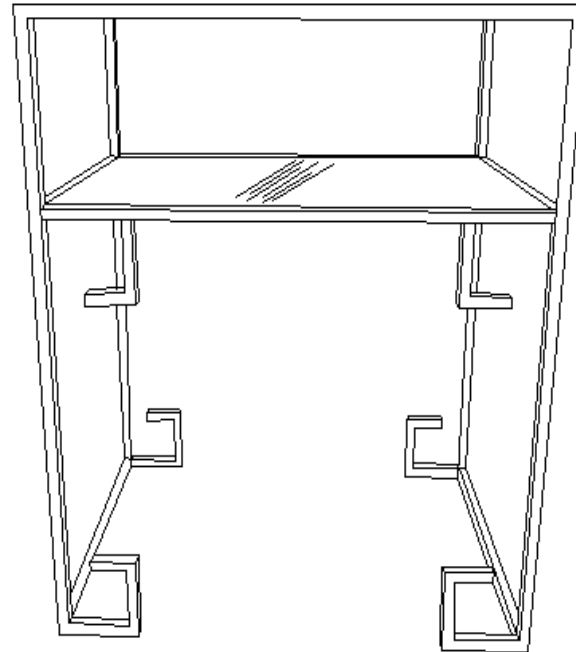
Part List and Hardware List

Piece	Description	Picture	Quantity
A	side leg		2X
B	Top shelf		1X
C	Top glass		1X
D	Mid. glass		1X
E	Screws		4X

SAFAVIEH FURNITURE

Model # FOX2560A

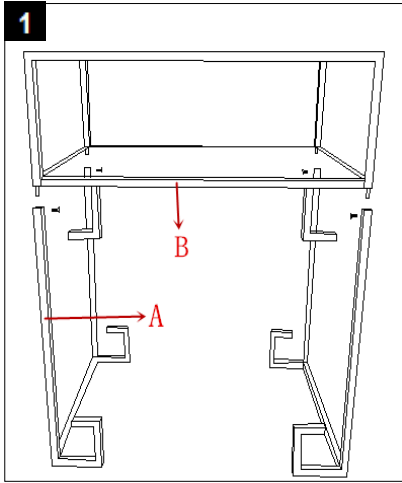
Product Dimensions: 22"W X 14"DX 26.5"H



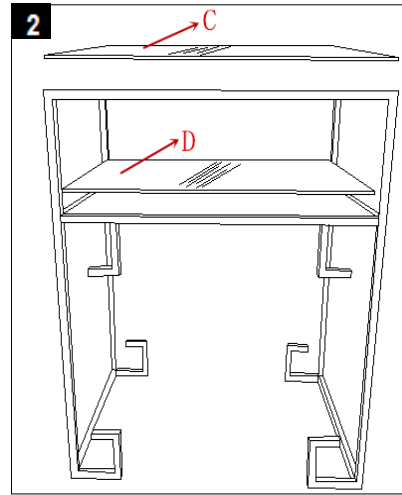
Preparation

Before beginning assembly of product, make sure all parts are present. Compare parts with package contents list and hardware contents list. If any part is missing or damaged, do not attempt to assemble the product.

Estimated Assembly Time: 10 minutes.



Step 1
Assemble the side leg (A) top shelf (B)
together using 4 screws(E).



Step 2
Carefully place the Top glass (C) and Mid.glass(D).