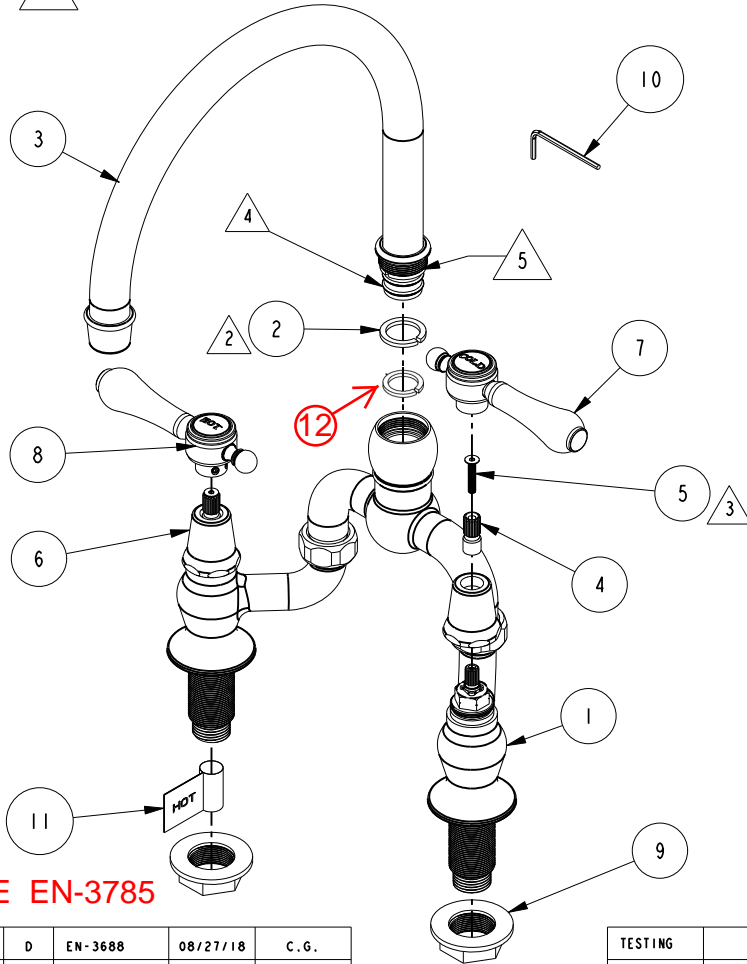


NOTES:

- (N1) 1. FIT / FORM / FUNCTION SHALL FOLLOW PS-E.008.
- 2. TRIM 3/8" OF SPLIT RING AND PLACE BETWEEN SPOUT AND BODY.
- 3. APPLY LOCTITE 242 IF SCREW DOES NOT HAVE NYLON PATCH.
- 4. APPLY LIGHT FILM OF DOW CORNING III SILICONE COMPOUND TO ALL O-RINGS PRIOR TO INSTALLATION.
- 5. APPLY LOCTITE 242.

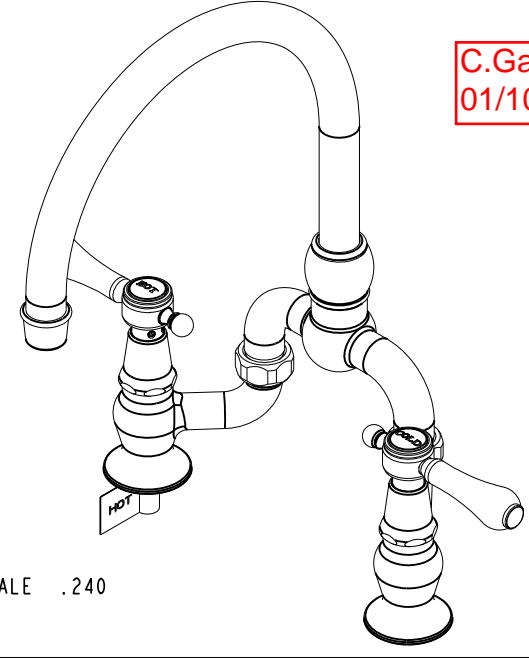


**BILL OF MATERIAL (CURRENT LEVEL)**

ITEM	PT/ASSY	DESCRIPTION	TYPE	QTY.
1	3-524	KITCHEN BRIDGE BODY ASM	ASSEMBLY	1
2	91111	SPLIT RING 3/4 X 1 NYLON	PART	1
3	3-525	SPOUT ASSEMBLY	ASSEMBLY	1
4	12062	ADAPTER - 20-T X 16-T	PART	2
5	92539	SCRW, M4X22 FLAT HD SOCKET HD CAP	PART	2
6	12259	HANDLE BONNET - TUB FILLER	PART	2
7	2-133	HANDLE ASSEMBLY - COLD	ASSEMBLY	1
8	2-134	HANDLE ASSEMBLY - HOT	ASSEMBLY	1
9	91473	FLANGE NUT 1.006"-20	PART	2
10	10159	HEX KEY, 3/32 ALLOY STEEL	PART	1
11	98044	LABEL - HOT	PART	1

12	91013	WSHR DLR .705X.810X.030	PART	1
----	-------	-------------------------	------	---

C.Gayosso  
01/10/18



SCALE .240

E EN-3785

ZONE	REV	DESCRIPTION	DATE	APPROVED
-	D	EN-3688	08/27/18	C.G.
-	C	EN-3039b	05/03/16	AN
-	B	EN-2920	09/15/15	H.LE
-	A	EN-2907	06/19/15	-
-	-	EN-2855	01/26/15	-

COPYRIGHT 2005 BRASSTECH, INC.  
THESE DRAWINGS AND THE DESIGNS  
DEPICTED HEREIN ARE THE PROPRIETARY  
PROPERTY OF BRASSTECH. ANY USE  
OR REPRODUCTION IS SUBJECT TO  
THE EXPRESS APPROVAL OF BRASSTECH.  
UNAUTHORIZED USE IS STRICTLY  
PROHIBITED. ALL RIGHTS RESERVED.

TESTING	ASSEMBLY	PLATING	POLISHING	MACHINING	TOOLING FIXTURE #
-	-	-	-	-	-
-	-	-	-	-	-
-	-	-	-	-	-
-	-	-	-	-	-
-	-	-	-	-	-
-	-	-	-	-	-
-	-	-	-	-	-

UNITS ARE: INCHES [MM]  
TOLERANCES ARE:  
FRACTIONS DECIMALS ANGLES  
±1/16" .X ±.1 [2.5] ±1°  
.XX ±.06 [1.5]  
(X.XXX) DENOTES CRITICAL DIMS.  
ALL THREADS ARE CRITICAL

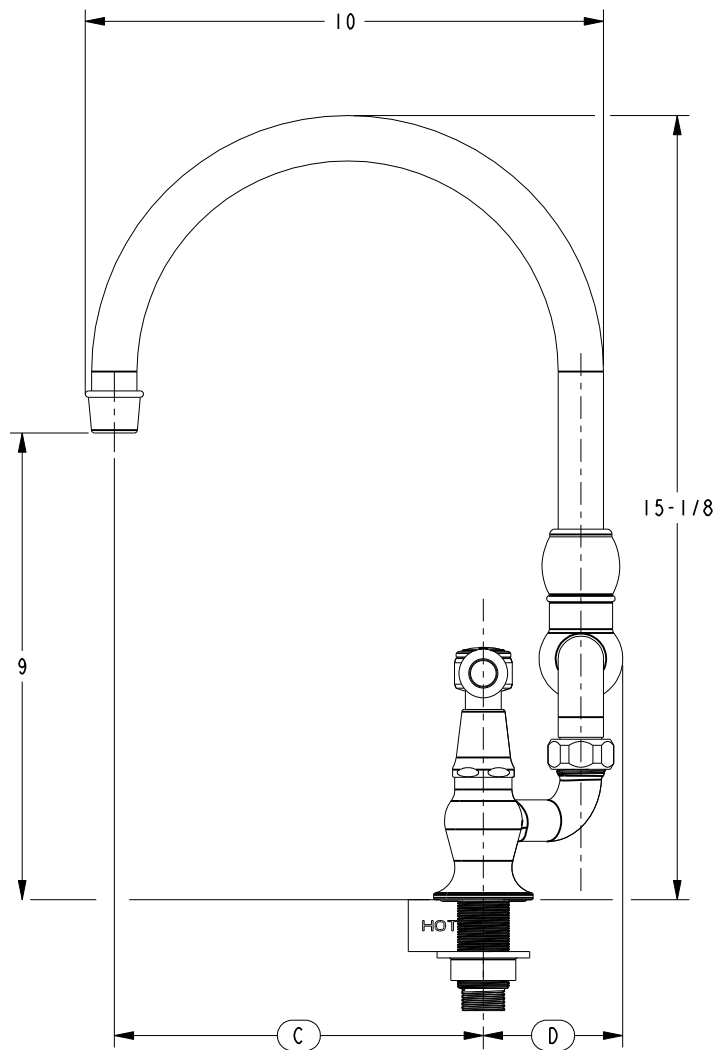
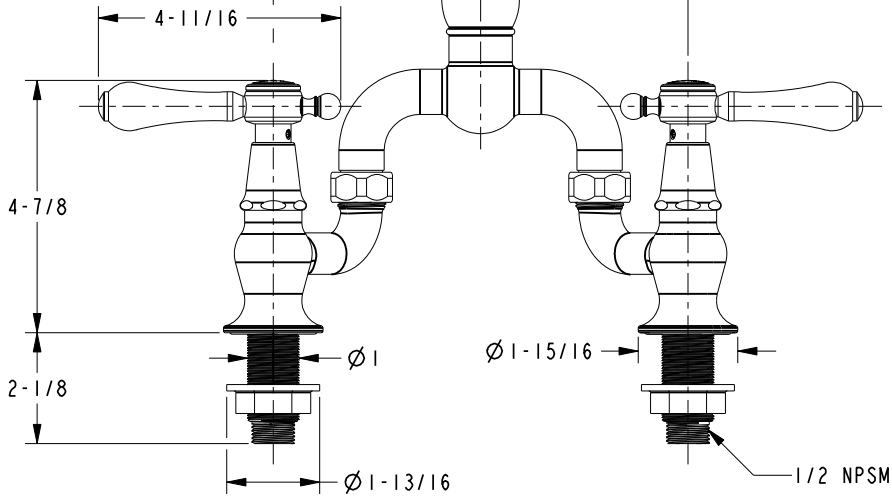
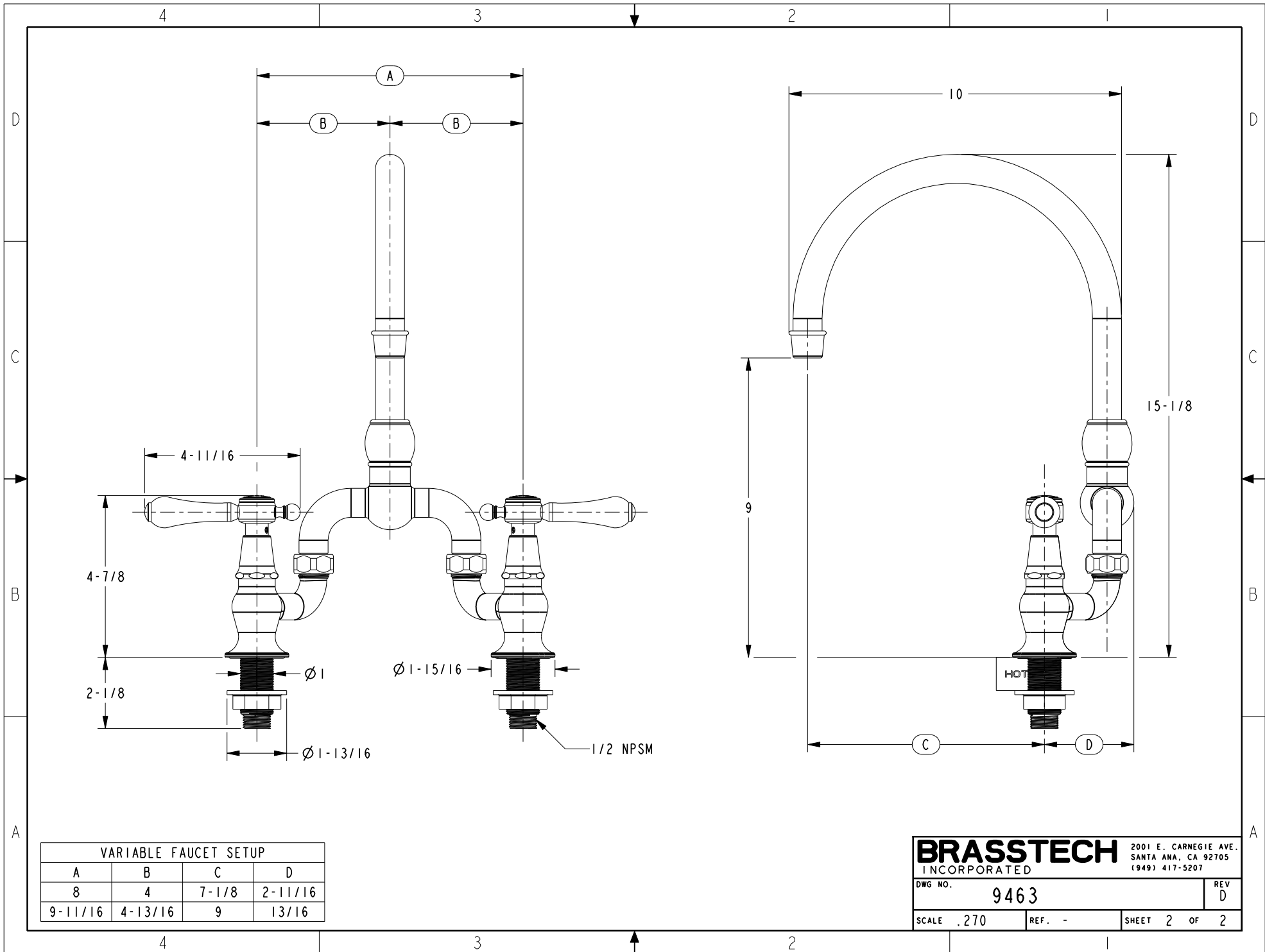
DRAWN	CHECKED	APPROVED
AMARISH 09/15/15	JINSON 09/15/15	RAVINDRA 09/15/15

**BRASSTECH** INCORPORATED  
2001 CARNEGIE AVE.  
SANTA ANA, CA 92705  
(949) 417-5207

**KITCHEN BRIDGE FAUCET**

DWG NO. **9463** REV **D**

SCALE .240 REF. - SHEET 1 OF 2



VARIABLE FAUCET SETUP			
A	B	C	D
8	4	7-1/8	2-11/16
9-11/16	4-13/16	9	13/16

**BRASSTECH** 2001 E. CARNEGIE AVE.  
 INCORPORATED SANTA ANA, CA 92705  
 (949) 417-5207

DWG NO. 9463 REV D

SCALE .270 REF. - SHEET 2 OF 2