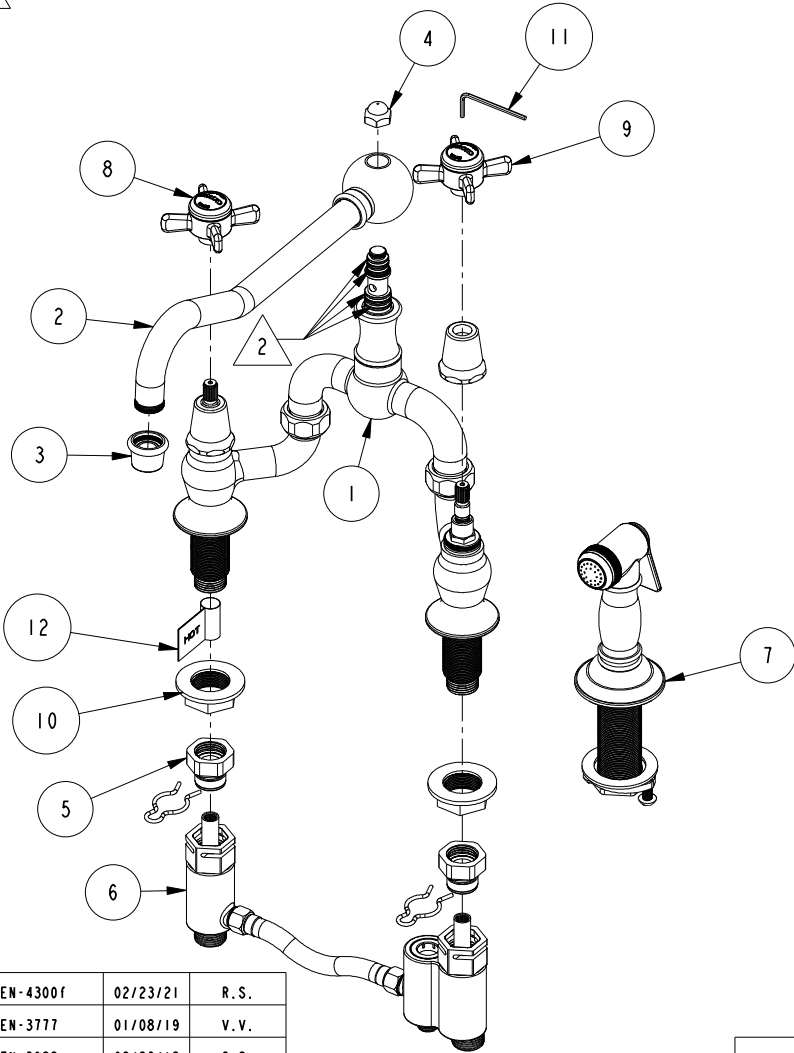


NOTES:

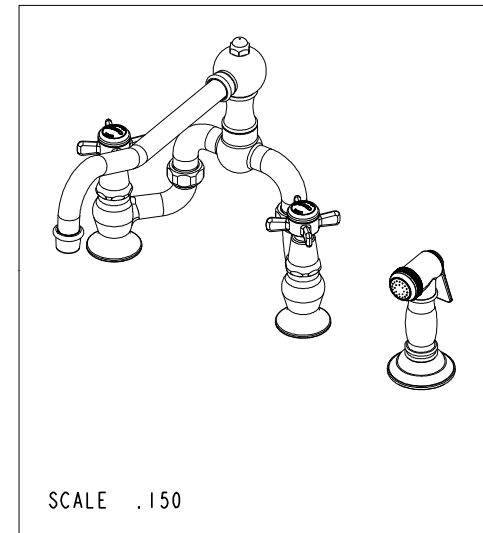
1. TO INSPECT ASSEMBLY, FOLLOW FIRST ARTICLE AND IN PROCESS INSPECTION SHEET.

2. APPLY THIN COAT OF SILICON GREASE ON O-RINGS.



BILL OF MATERIAL (CURRENT LEVEL)

ITEM	PT/ASSY	DESCRIPTION	TYPE	QTY.
1	3-290	BRIDGE BODY ASSY, SIDE SPRAY	ASSEMBLY	1
2	2-401	SPT ASM KITCHEN BRIDGE	ASSEMBLY	1
3	2-399	AERATOR ASM BRIDGE	ASSEMBLY	1
4	11066	RISER NUT	PART	1
5	1-152	SEAT ASSY, UPPER	ASSEMBLY	2
6	2-472	DIVERTER ASSY, BRIDGE FAUCET	ASSEMBLY	1
7	129	KITCHEN SPRAY HEAD	ASSEMBLY	1
8	2-114	THIN BLADE X - HANDLE HOT	ASSEMBLY	1
9	2-115	THIN BLADE X - HANDLE COLD	ASSEMBLY	1
10	91473	FLANGE NUT 1.006"-20	PART	2
11	10159	HEX KEY, 3/32 ALLOY STEEL	PART	1
12	98044	LABEL - HOT	PART	1



-	G	EN-4300f	02/23/21	R.S.
-	F	EN-3777	01/08/19	V.V.
-	E	EN-3688	08/23/18	C.G.
-	D	EN-3675	08/02/18	C.G.
-	C	EN-3612	05/23/18	JM
-	B	EN-2909	06/19/17	AN
-	A	EO-0449	11/11/04	-
-	-	EO-0434	10/06/04	-
ZONE	REV	DESCRIPTION	DATE	APPROVED

COPYRIGHT 2005 BRASSTECH, INC. THESE DRAWINGS AND THE DESIGNS DEPICTED HEREIN ARE THE PROPRIETARY PROPERTY OF BRASSTECH. ANY USE OR REPRODUCTION IS SUBJECT TO THE EXPRESS APPROVAL OF BRASSTECH. UNAUTHORIZED USE IS STRICTLY PROHIBITED. ALL RIGHTS RESERVED.

TESTING	-	-	-
ASSEMBLY	-	-	-
PLATING	-	-	-
POLISHING	-	NEXT ASSY	USED ON
MACHINING	-	APPLICATION	
TOOLING FIXTURE #	REMOVE ALL BURRS AND SHARP EDGES		

UNITS ARE: INCHES [MM]	
TOLERANCES ARE:	
FRACTIONS	DECIMALS
±1/16"	.X ±.1 [2.5]
	.XX ±.06 [1.5]
(X.XXX) DENOTES CRITICAL DIMS.	
ALL THREADS ARE CRITICAL	
DRAWN	AN 05/19/17
CHECKED	AN 05/19/17
APPROVED	AN 05/19/17

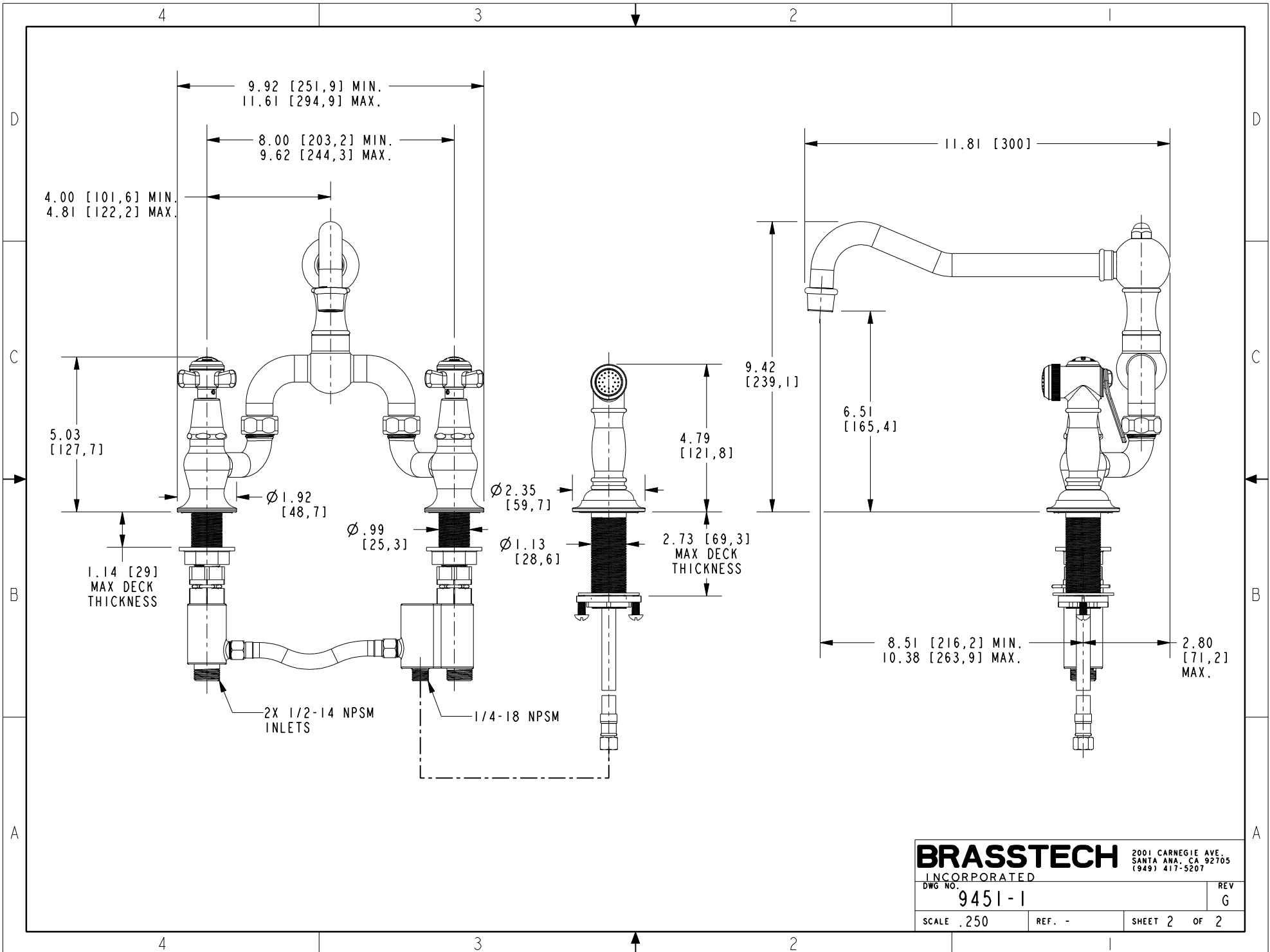
BRASSTECH 2001 CARNEGIE AVE.
SANTA ANA, CA 92705
(949) 417-5207

INCORPORATED

**KITCHEN BRIDGE FAUCET W/
SIDE SPRAY**

DWG NO. **9451-1** REV **G**

SCALE .200 REF. - SHEET 1 OF 2



BRASSTECH
 INCORPORATED
 2001 CARNEGIE AVE.
 SANTA ANA, CA 92705
 (949) 417-5207

DWG NO.	9451-1	REV	G
SCALE	.250	REF.	-
SHEET 2		OF 2	