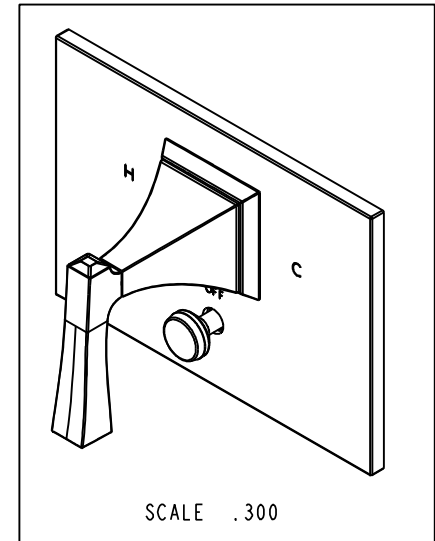
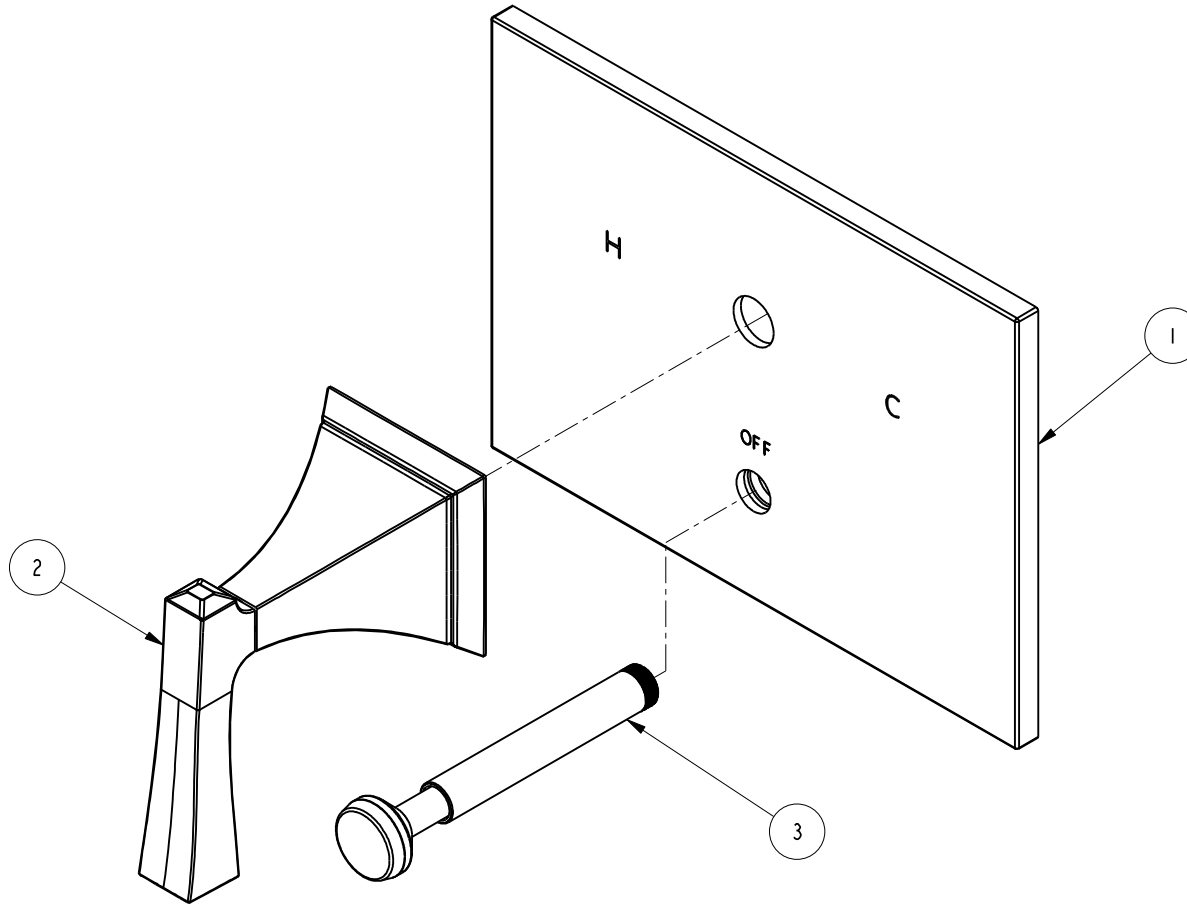


NOTES:

(N1) 1. FIT / FORM / FUNCTION SHALL FOLLOW PS-E.008.

BILL OF MATERIAL (CURRENT LEVEL)

ITEM	PT/ASSY	DESCRIPTION	TYPE	QTY.
1	8-032	TUB & SHOWER PLATE ASM	ASSEMBLY	1
2	3-594	LEVER HANDLE W/ESC.	ASSEMBLY	1
3	2-217	DIVERTER TRIM KIT	ASSEMBLY	1



ZONE	REV	DESCRIPTION	DATE	APPROVED
-	A	EN-3185	11/11/16	R.S
-	-	EN-2367b	05/25/15	J.M

COPYRIGHT 2005 BRASSTECH, INC. THESE DRAWINGS AND THE DESIGNS DEPICTED HEREIN ARE THE PROPRIETARY PROPERTY OF BRASSTECH. ANY USE OR REPRODUCTION IS SUBJECT TO THE EXPRESS APPROVAL OF BRASSTECH. UNAUTHORIZED USE IS STRICTLY PROHIBITED. ALL RIGHTS RESERVED.

TESTING	-	-	-
ASSEMBLY	-	-	-
PLATING	-	-	-
POLISHING	-	NEXT ASSY	USED ON
MACHINING	-	APPLICATION	
TOOLING FIXTURE #	REMOVE ALL BURRS AND SHARP EDGES		

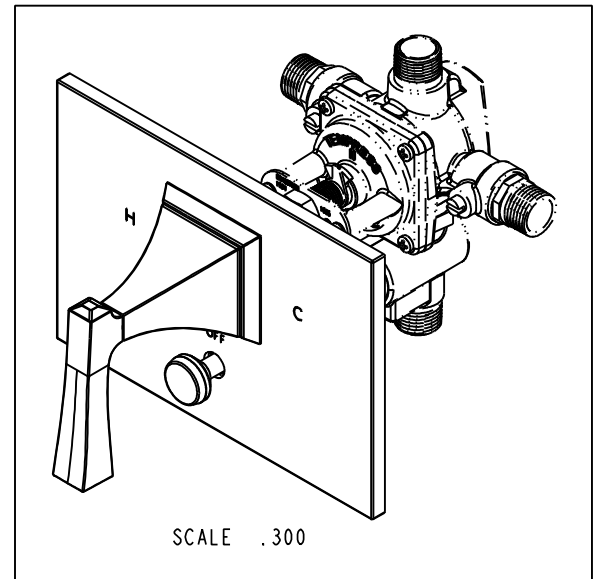
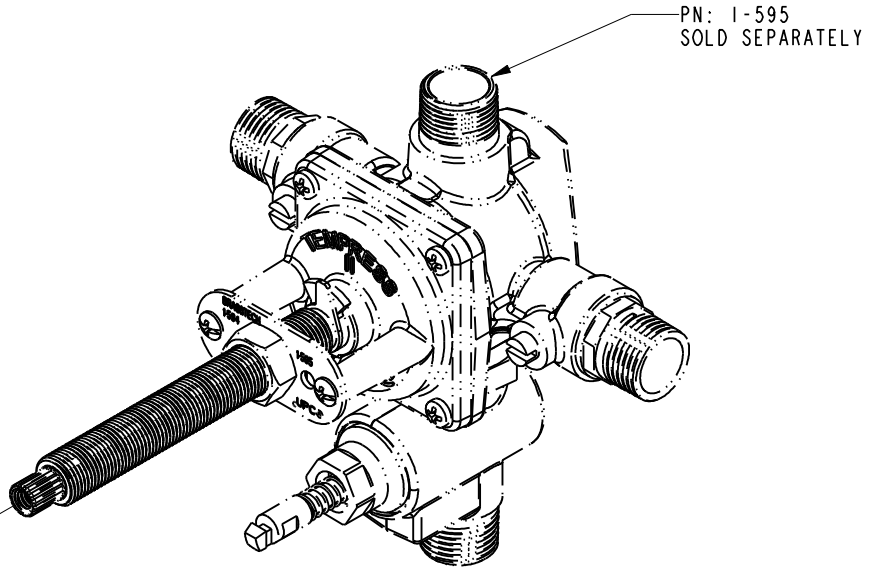
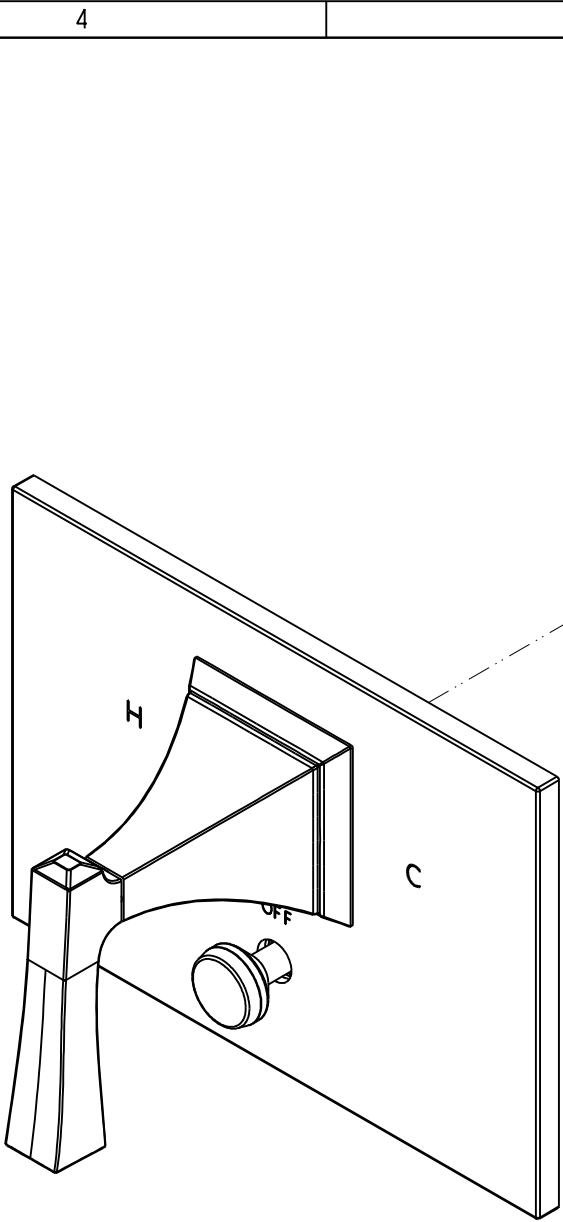
UNITS ARE: INCHES [MM]	
TOLERANCES ARE:	
FRACTIONS	DECIMALS
±1/16"	±.005"
.X ±.1 [2,5]	ANGLES ±1°
.XX ±.06 [1,3]	
(X.XXX) DENOTES CRITICAL DIMS. ALL THREADS ARE CRITICAL	
DRAWN	VINAY 11/11/16
CHECKED	RAVINDRA 11/11/16
APPROVED	R.S 11/11/16

**BRASSTECH** 2001 CARNEGIE AVE. SANTA ANA, CA 92705 (949) 417-5207  
INCORPORATED

TRIM KIT TUB / SHOWER BP

DWG NO. 5-2572BP REV A

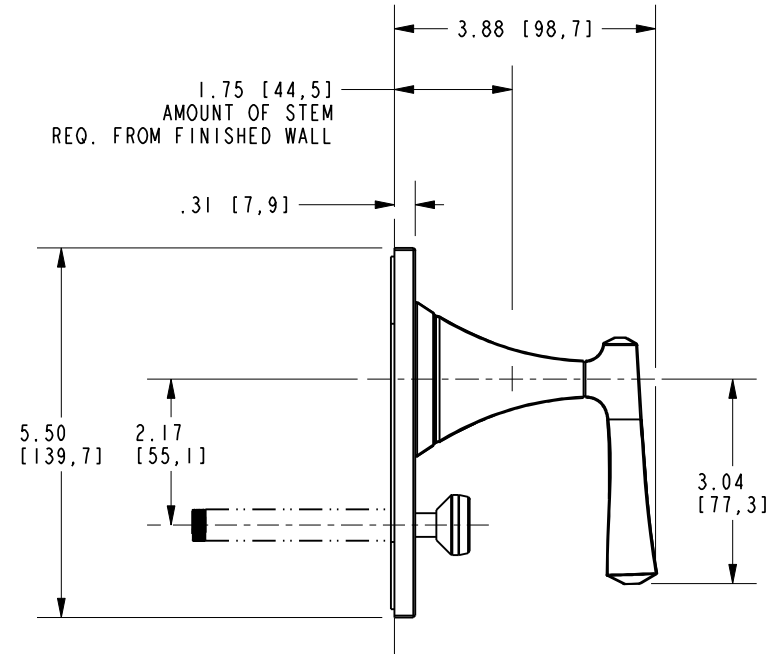
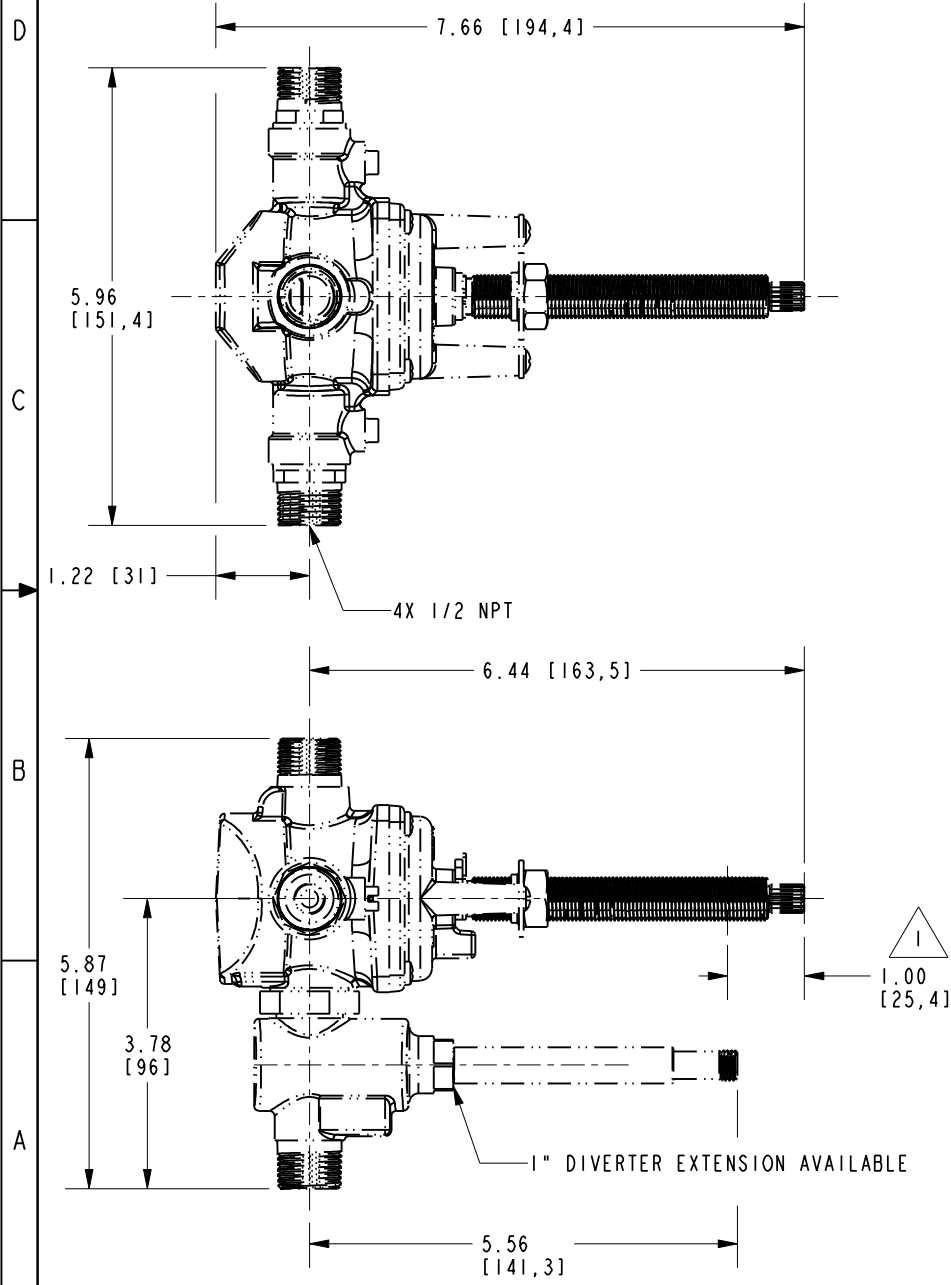
SCALE .500 REF. - SHEET 1 OF 3



<b>BRASSTECH</b>		2001 E. CARNEGIE AVE.	
INCORPORATED		SANTA ANA, CA 92705	
		(949) 417-5207	
DWG NO.	5-2572BP	REV	A
SCALE .500	REF. -	SHEET 2 OF 3	

NOTES:

1. CUT ALL THREAD 1" SHORTER THAN STEM.



<b>BRASSTECH</b>		2001 E. CARNEGIE AVE.	
INCORPORATED		SANTA ANA, CA 92705	
		(949) 417-5207	
DWG NO.	5-2572BP	REV	A
SCALE .400	REF. -	SHEET 3	OF 3