

CRYSTORAMA



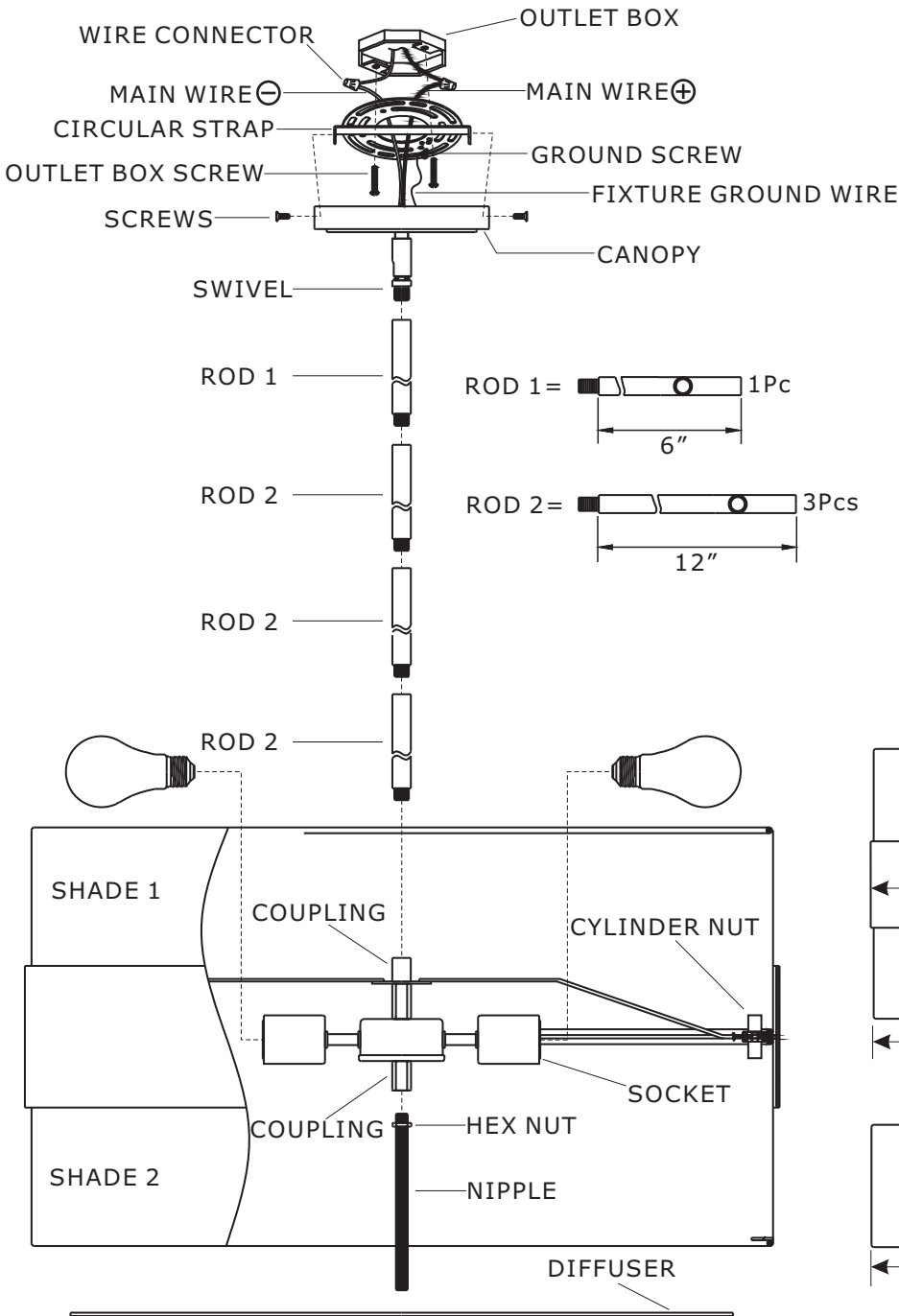
95 Cantiague Rock Road, Westbury NY 11590
 ph: 516.931.9090 fax: 516.931.1254
info@crystorama.com www.crystorama.com

MODEL#: 297-PN
ASSEMBLY AND DRESSING INSTRUCTIONS

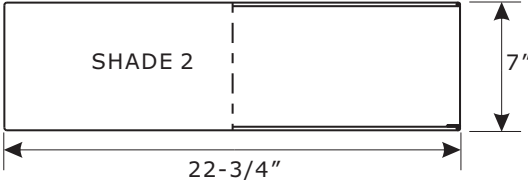
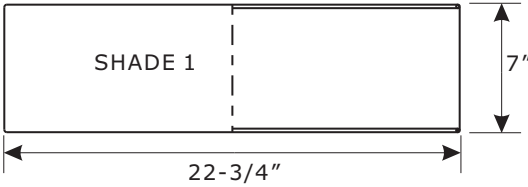
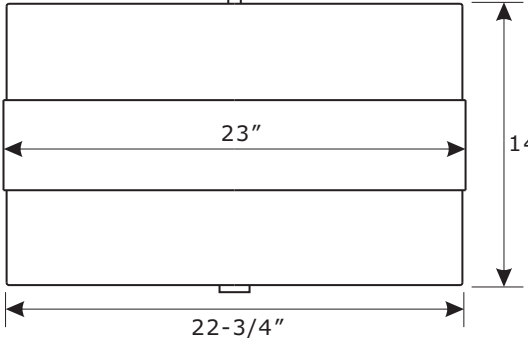
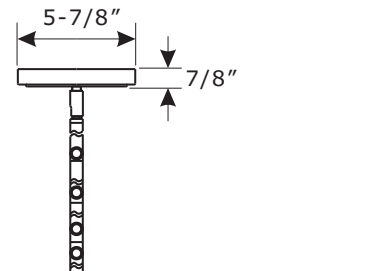
WARNING:

Electrical Danger Turn Power off

All electrical components must be installed by a licensed electrician in accordance with the National Electric Code and the appropriate local electrical codes.



You will need 5 **Frosted** Medium A19 bulbs. 60 Watts recommended 100 Watts max. Bulb not included.



- PLASTIC WASHER
- FINIAL

HOW TO REPLACE BULB:
 FROM THE TOP OPENING OF SHADE, REPLACE PREVIOUS BULB W/ NEW BULB.
 (IF REPLACED FROM THE BOTTOM, YOU NEED TO REMOVE THE BOTTOM FINIAL AND DIFFUSER TO REPLACE THE BULB.)