



UTTERMOST

# Assembly Instruction

## ITEM#WM24345

**Component List:**

- 1. Table Top .....1pc
- 2. Leg .....4pcs
- 3. Connecting .....1pcs



1



2



3

**Component List:**

- a. Bolt .....4pcs
- b. Spring Washer.....4pcs
- c. Flat Washer .....4pcs
- d. Allen Wrench .....1pc
- e. Wood Screw .....4pcs



a



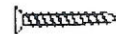
b



c



d

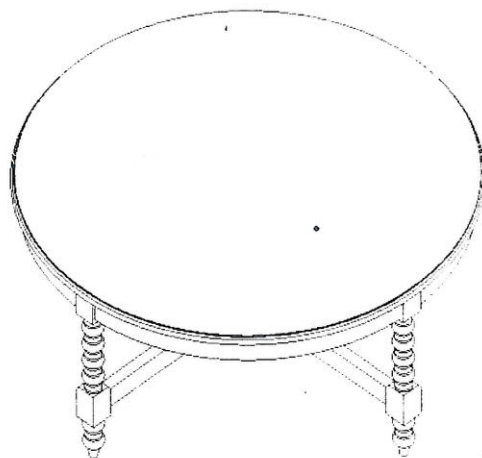
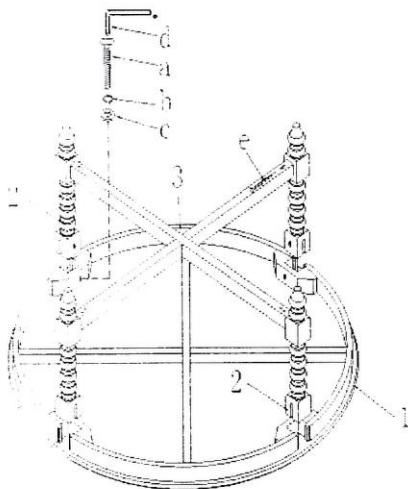


e

**Step 1: Attach Legs(2) to Connecting(3) by using Wood Screw(e).**

**Step 2: Attach Legs(2) and Connecting(3) and Apron (3)**

**to Table Top(1) by using Bolts(a), Washers(b) and Lock Washers(c) .**



**Step 3: Stand up the table after installation.**