

4

3

2

NOTES:

(NI) 1. FIT / FORM / FUNCTION SHALL FOLLOW PS-E.008.

BILL OF MATERIAL (CURRENT LEVEL)

ITEM	PT/ASSY	DESCRIPTION	TYPE	QTY.
1	51045	6" DRAIN COVER	PART	1
2	92853	DRAIN GRID REMOVAL TOOL	PART	1
3	91733	O-RING, #2-050, EPDM, 65-79 DURO	PART	1

D

D

C

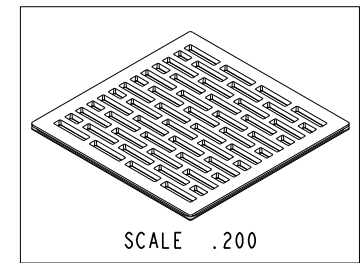
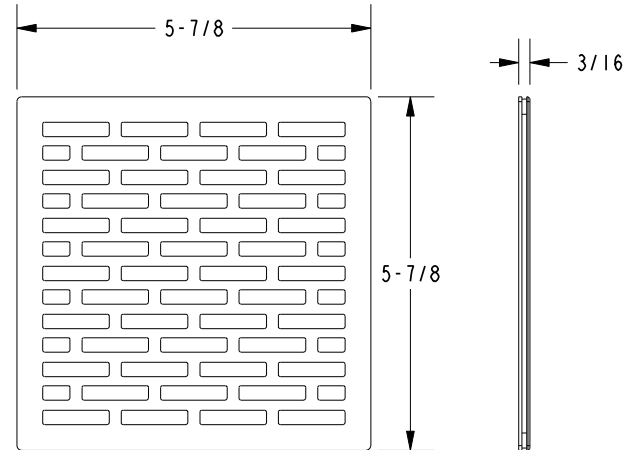
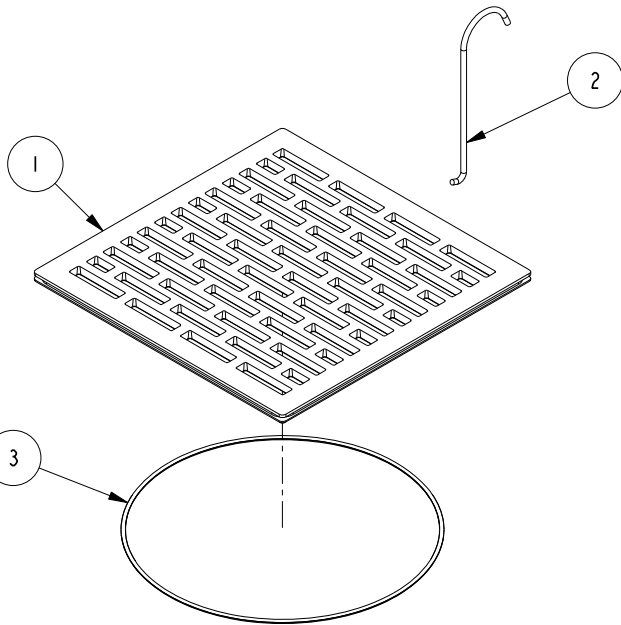
C

B

B

A

A



ZONE	REV	DESCRIPTION	DATE	APPROVED
-	C	EN-3351d	05/07/18	R.S.
-	B	EN-3055a	11/02/16	J.M.
-	A	EN-2828	10/24/14	-
-	-	EN-2561	04/07/14	-

COPYRIGHT 2005 BRASSTECH, INC. THESE DRAWINGS AND THE DESIGNS DEPICTED HEREIN ARE THE PROPRIETARY PROPERTY OF BRASSTECH. ANY USE OR REPRODUCTION IS SUBJECT TO THE EXPRESS APPROVAL OF BRASSTECH. UNAUTHORIZED USE IS STRICTLY PROHIBITED. ALL RIGHTS RESERVED.

TESTING	-	-	-
ASSEMBLY	-	-	-
PLATING	-	-	-
POLISHING	-	NEXT ASSY	USED ON
MACHINING	-	APPLICATION	
TOOLING FIXTURE #	REMOVE ALL BURRS AND SHARP EDGES		

UNITS ARE: INCHES [MM]	
TOLERANCES ARE:	
FRACTIONS DECIMALS	ANGLES
±1/16"	±1°
.X ±.1 [2.5]	
.XX ±.06 [1.5]	
(X.XXX) DENOTES CRITICAL DIMS. ALL THREADS ARE CRITICAL	
DRAWN	VINAY 11/02/16
CHECKED	RAVINDRA 11/02/16
APPROVED	J.M. 11/02/16

**BRASSTECH** 2001 CARNEGIE AVE. SANTA ANA, CA 92705 (949) 417-5207  
INCORPORATED

**SQUARE 6" DRAIN GRID**

DWG NO. **233-606** REV C

SCALE .313 REF. - SHEET | OF |

4

3

2