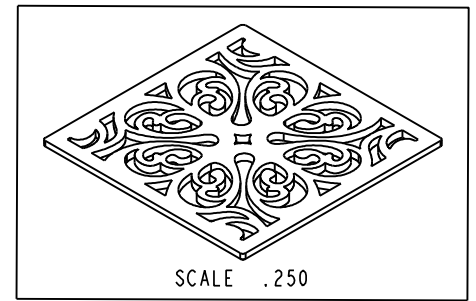
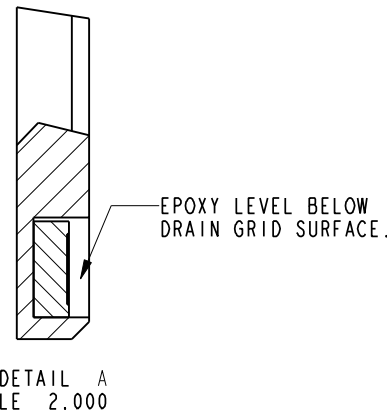
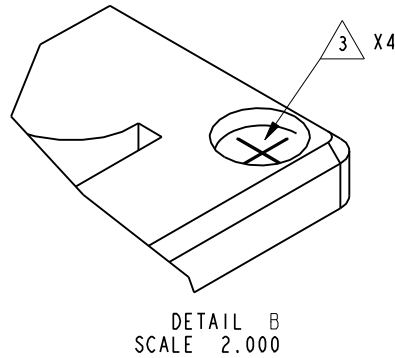
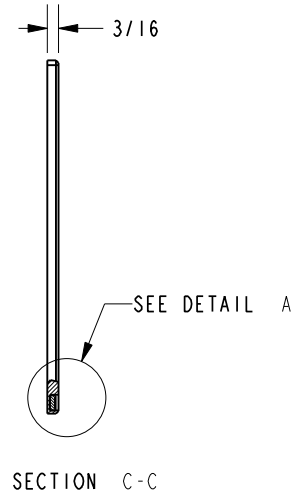
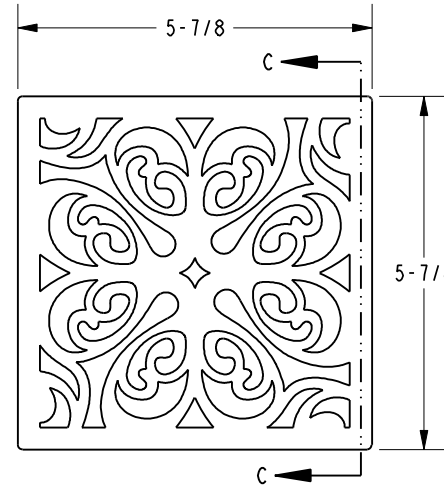
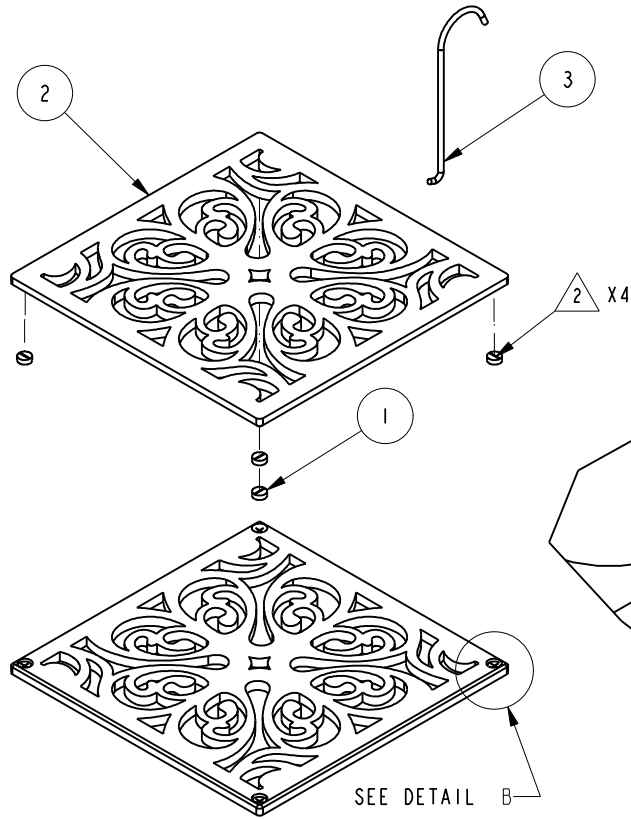


NOTES:

- (N1) 1. FIT / FORM / FUNCTION SHALL FOLLOW PS-E.008.
- (N2) 2. APPLY LOCTITE E-20HP HYSOL EPOXY STRUCTURAL ADHESIVE. WIPE OFF EXCESS EPOXY. ENSURE ENOUGH EPOXY IS ADDED TO OVERFILL WHEN MAGNET IS INSTALLED UPON ASSEMBLY. ENSURE MAGNET IS COMPLETELY RECESSED BELOW THE SURFACE OF THE DRAIN COVER.
- (N3) 3. ENSURE TO INSTALL MAGNETS WITH POSITIVE "+" (UNMARKED) SIDE FACING UP. TEST POLARITY UPON ASSEMBLY: THE TESTER SHOULD SHOW "S" AND LIGHT SHOULD TURN GREEN.

BILL OF MATERIAL (CURRENT LEVEL)

ITEM	PT/ASSY	DESCRIPTION	TYPE	QTY.
1	92433	SUPER DISC MAGNET	PART	4
2	50960	6" DRAIN COVER	PART	1
3	92853	DRAIN GRID REMOVAL TOOL	PART	1



-	F	EN-3055a	11/02/16	J.M.
-	E	EN-2828	10/24/16	-
-	D	EN-2401	01/04/13	-
-	C	EN-2380	12/21/12	-
-	B	EN-2346	11/09/12	-
-	A	EN-2252	08/09/12	-
-	-	EN-1714	03/09/12	-
ZONE	REV	DESCRIPTION	DATE	APPROVED

COPYRIGHT 2005 BRASSTECH, INC. THESE DRAWINGS AND THE DESIGNS DEPICTED HEREIN ARE THE PROPRIETARY PROPERTY OF BRASSTECH. ANY USE OR REPRODUCTION IS SUBJECT TO THE EXPRESS APPROVAL OF BRASSTECH. UNAUTHORIZED USE IS STRICTLY PROHIBITED. ALL RIGHTS RESERVED.

TESTING	-	-	-
ASSEMBLY	-	-	-
PLATING	-	-	-
POLISHING	-	NEXT ASSY	USED ON
MACHINING	-	APPLICATION	
TOOLING FIXTURE #	REMOVE ALL BURRS AND SHARP EDGES		

UNITS ARE: INCHES [MM]  
TOLERANCES ARE:  
FRACTIONS DECIMALS ANGLES  
±1/16" .X ±.1 [2,5] ±1°  
.XX ±.06 [1,5]

(X.XXX) DENOTES CRITICAL DIMS.  
ALL THREADS ARE CRITICAL

DRAWN	VINAY	11/02/16
CHECKED	RAVINDRA	11/02/16
APPROVED	J.M.	11/02/16

**BRASSTECH** 2001 CARNEGIE AVE. SANTA ANA, CA 92705 (949) 417-5207  
INCORPORATED

**SQUARE 6" DRAIN GRID**

DWG NO. **233-605** REV **F**

SCALE **.313** REF. - SHEET **1** OF **1**