

4

3

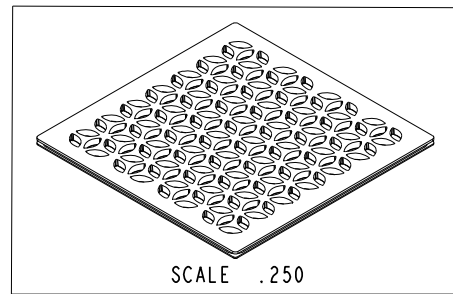
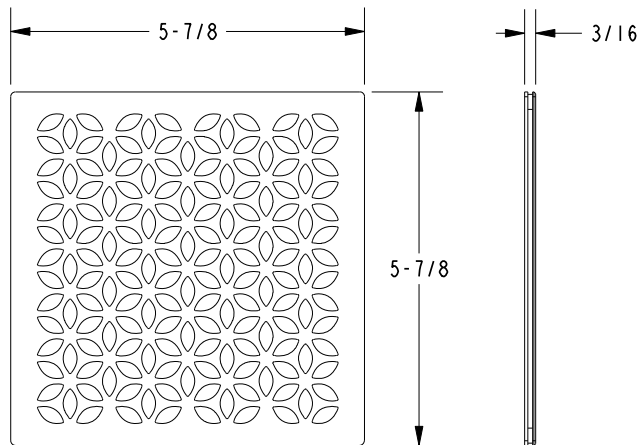
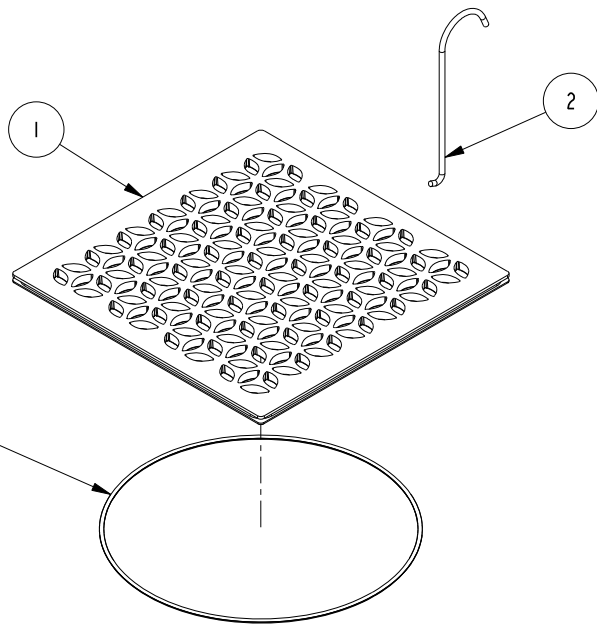
2

NOTES:

(NI) 1. FIT / FORM / FUNCTION SHALL FOLLOW PS-E.008.

BILL OF MATERIAL (CURRENT LEVEL)

ITEM	PT/ASSY	DESCRIPTION	TYPE	QTY.
1	51042	6" DRAIN COVER	PART	1
2	92853	DRAIN GRID REMOVAL TOOL	PART	1
3	91733	O-RING, #2-050, EPDM, 65-75 DURO	PART	1



-	G	EN-3351b	04/30/18	R.S.
-	F	EN-3055a	11/02/16	J.M.
-	E	EN-2828	10/24/14	-
-	D	EN-2401	01/04/13	-
-	C	EN-2380	12/21/12	-
-	B	EN-2346	11/09/12	-
-	A	EN-2252	08/09/12	-
-	-	EN-1714	03/09/12	-
ZONE	REV	DESCRIPTION	DATE	APPROVED

COPYRIGHT 2005 BRASSTECH, INC.
 THESE DRAWINGS AND THE DESIGNS
 DEPICTED HEREIN ARE THE PROPRIETARY
 PROPERTY OF BRASSTECH. ANY USE
 OR REPRODUCTION IS SUBJECT TO
 THE EXPRESS APPROVAL OF BRASSTECH.
 UNAUTHORIZED USE IS STRICTLY
 PROHIBITED. ALL RIGHTS RESERVED.

TESTING	-	-	-
ASSEMBLY	-	-	-
PLATING	-	-	-
POLISHING	-	NEXT ASSY	USED ON
MACHINING	-	APPLICATION	
TOOLING FIXTURE #	REMOVE ALL BURRS AND SHARP EDGES		

UNITS ARE: INCHES [MM]		
TOLERANCES ARE:		
FRACTIONS	DECIMALS	ANGLES
±1/16"	.X ±.1 [2.5]	±1°
	.XX ±.06 [1.5]	
(X.XXX) DENOTES CRITICAL DIMS.		
ALL THREADS ARE CRITICAL		
DRAWN	VINAY	11/02/16
CHECKED	RAVINDRA	11/02/16
APPROVED	J.M.	11/02/16

BRASSTECH 2001 CARNEGIE AVE.
 INCORPORATED SANTA ANA, CA 92705
 (949) 417-5207

SQUARE 6" DRAIN GRID

DWG NO. **233-603** REV **G**

SCALE **.313** REF. - SHEET | OF |

4

3

2