

4

3

2

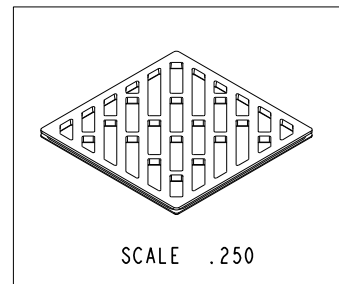
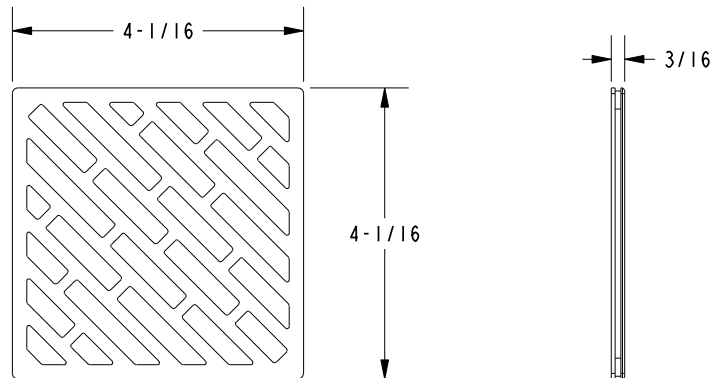
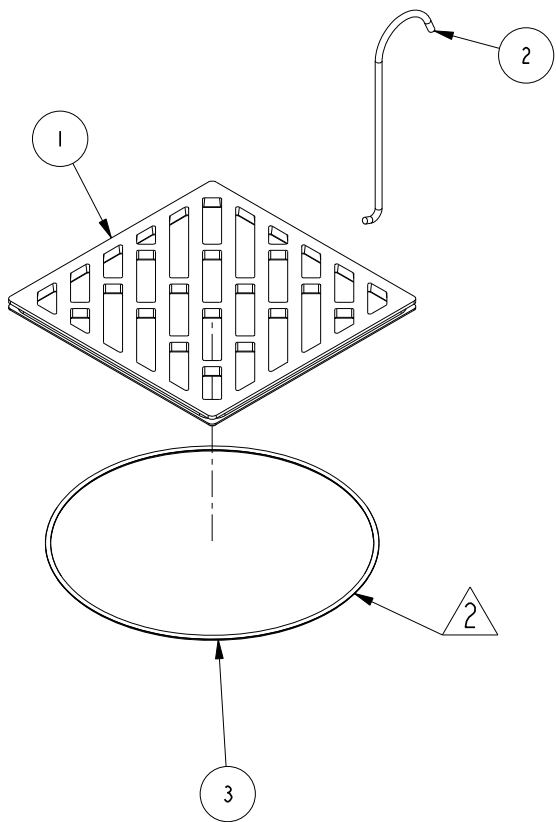
NOTES:

(N1) 1. FIT / FORM / FUNCTION SHALL FOLLOW PS-E.008.

(N2) 2. APPLY DOW CORNING 111 SILICONE COMPOUND.

BILL OF MATERIAL (CURRENT LEVEL)

| ITEM | PT/ASSY | DESCRIPTION | TYPE | QTY. |
|------|---------|----------------------------------|------|------|
| 1 | 51013 | 4" DRAIN COVER | PART | 1 |
| 2 | 92853 | DRAIN GRID REMOVAL TOOL | PART | 1 |
| 3 | 91729 | O-RING, #2-047, EPDM, 65-75 DURO | PART | 1 |



D

C

B

A

D

C

B

A

| ZONE | REV | DESCRIPTION | DATE | APPROVED |
|------|-----|-------------|----------|----------|
| - | C | EN-3262c | 02/23/18 | J.M. |
| - | B | EN-3055a | 09/07/16 | J.M. |
| - | A | EN-2828 | 10/24/14 | - |
| - | - | EN-2561 | 04/07/14 | - |

COPYRIGHT 2005 BRASSTECH, INC. THESE DRAWINGS AND THE DESIGNS DEPICTED HEREIN ARE THE PROPRIETARY PROPERTY OF BRASSTECH. ANY USE OR REPRODUCTION IS SUBJECT TO THE EXPRESS APPROVAL OF BRASSTECH. UNAUTHORIZED USE IS STRICTLY PROHIBITED. ALL RIGHTS RESERVED.

| | | | |
|-------------------|----------------------------------|-------------|---------|
| TESTING | - | - | - |
| ASSEMBLY | - | - | - |
| PLATING | - | - | - |
| POLISHING | - | NEXT ASSY | USED ON |
| MACHINING | - | APPLICATION | |
| TOOLING FIXTURE # | REMOVE ALL BURRS AND SHARP EDGES | | |

| | |
|--------------------------------|-------------------|
| UNITS ARE: INCHES [MM] | |
| TOLERANCES ARE: | |
| FRACTIONS DECIMALS | ANGLES |
| ±1/16" | ±1° |
| .X ±.1 [2,5] | |
| .XX ±.06 [1,5] | |
| (X.XXX) DENOTES CRITICAL DIMS. | |
| ALL THREADS ARE CRITICAL | |
| DRAWN | RAVINDRA 09/08/16 |
| CHECKED | AMARISH 09/08/16 |
| APPROVED | J.M 09/08/16 |

BRASSTECH 2001 CARNEGIE AVE. SANTA ANA, CA 92705 (949) 417-5207
INCORPORATED

SQUARE 4" DRAIN GRID

DWG NO. **233-408** REV C

SCALE .375 REF. - SHEET | OF |

4

3

2