

4

3

2

NOTES:

(N1) 1. FIT / FORM / FUNCTION SHALL FOLLOW PS-E.008.

(N2) 2 APPLY DOW CORNING 111 SILICONE COMPOUND.

BILL OF MATERIAL (CURRENT LEVEL)

ITEM	PT/ASSY	DESCRIPTION	TYPE	QTY.
1	51007	4" DRAIN COVER	PART	1
2	92853	DRAIN GRID REMOVAL TOOL	PART	1
3	91729	O-RING, #2-047, EPDM, 65-75 DURO	PART	1

D

D

C

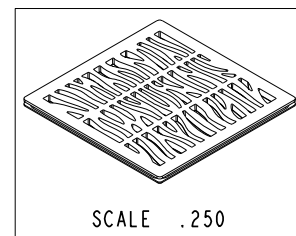
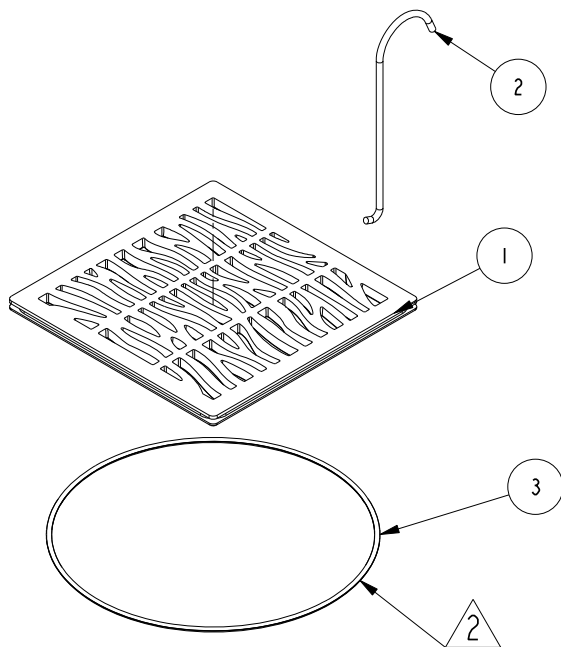
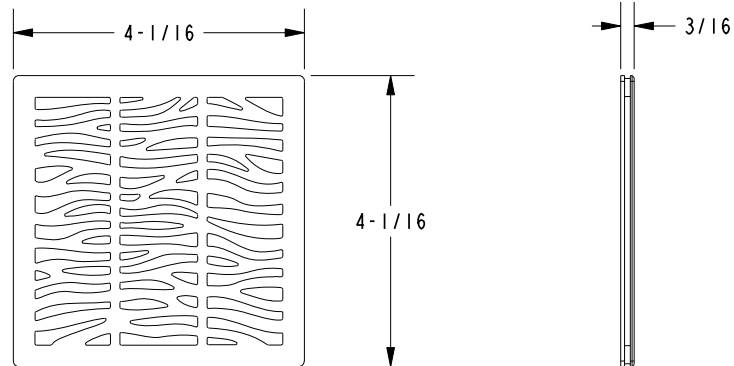
C

B

B

A

A



-	G	EN-3262c	02/23/18	J.M.
-	F	EN-3055a	09/07/16	J.M
-	E	EN-2828	10/24/14	-
-	D	EN-2401	01/04/13	-
-	C	EN-2380	12/21/12	-
-	B	EN-2346	11/09/12	-
-	A	EN-2252	08/09/12	-
-	-	EN-1714	03/09/12	-
ZONE	REV	DESCRIPTION	DATE	APPROVED

COPYRIGHT 2005 BRASSTECH, INC.  
 THESE DRAWINGS AND THE DESIGNS  
 DEPICTED HEREIN ARE THE PROPRIETARY  
 PROPERTY OF BRASSTECH. ANY USE  
 OR REPRODUCTION IS SUBJECT TO  
 THE EXPRESS APPROVAL OF BRASSTECH.  
 UNAUTHORIZED USE IS STRICTLY  
 PROHIBITED. ALL RIGHTS RESERVED.

TESTING	-	-	-	UNITS ARE: INCHES [MM]
ASSEMBLY	-	-	-	TOLERANCES ARE:
PLATING	-	-	-	FRACTIONS DECIMALS ANGLES
POLISHING	-	NEXT ASSY	USED ON	±1/16" .X ±.1 [2,5] ±1°
MACHINING	-	APPLICATION		.XX ±.06 [1,3]
TOOLING FIXTURE #	REMOVE ALL BURRS AND SHARP EDGES			(X.XXX) DENOTES CRITICAL DIMS. ALL THREADS ARE CRITICAL
				DRAWN RAVINDRA 09/07/16
				CHECKED AMARISH 09/07/16
				APPROVED J.M 09/07/16

**BRASSTECH** 2001 CARNEGIE AVE.  
 INCORPORATED SANTA ANA, CA 92705  
 (949) 417-5207

**SQUARE 4" DRAIN GRID**

DWG NO. **233-402** REV G

SCALE .375 REF. - SHEET | OF |

4

3

2