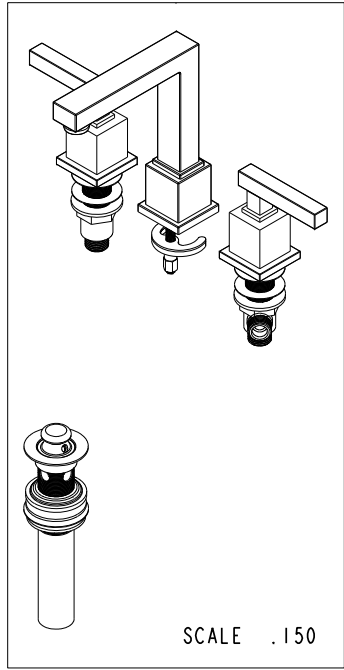
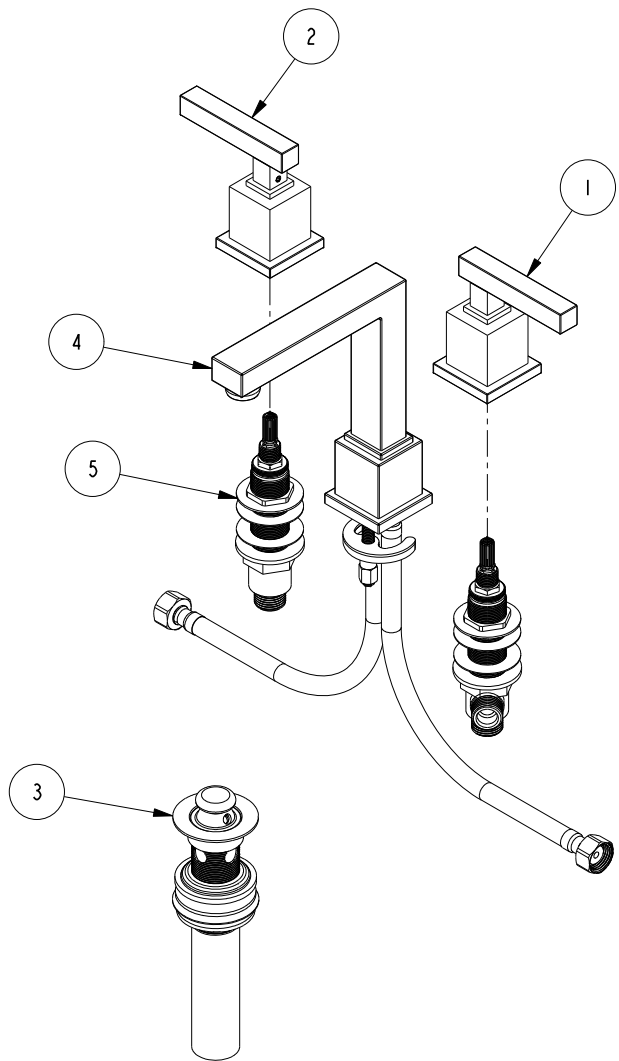


| BILL OF MATERIAL (CURRENT LEVEL) |         |                         |          |      |
|----------------------------------|---------|-------------------------|----------|------|
| ITEM                             | PT/ASSY | DESCRIPTION             | TYPE     | QTY. |
| 1                                | 3-220C  | ASSY, HANDLE TRIM, COLD | ASSEMBLY | 1    |
| 2                                | 3-220H  | ASSY, HANDLE TRIM, HOT  | ASSEMBLY | 1    |
| 3                                | 320     | DRAIN - LIFT & TURN     | ASSEMBLY | 1    |
| 4                                | 3-359   | W/S SPOUT ASM           | ASSEMBLY | 1    |
| 5                                | 1-525   | W/S VALVE INSTALLATION  | ASSEMBLY | 1    |



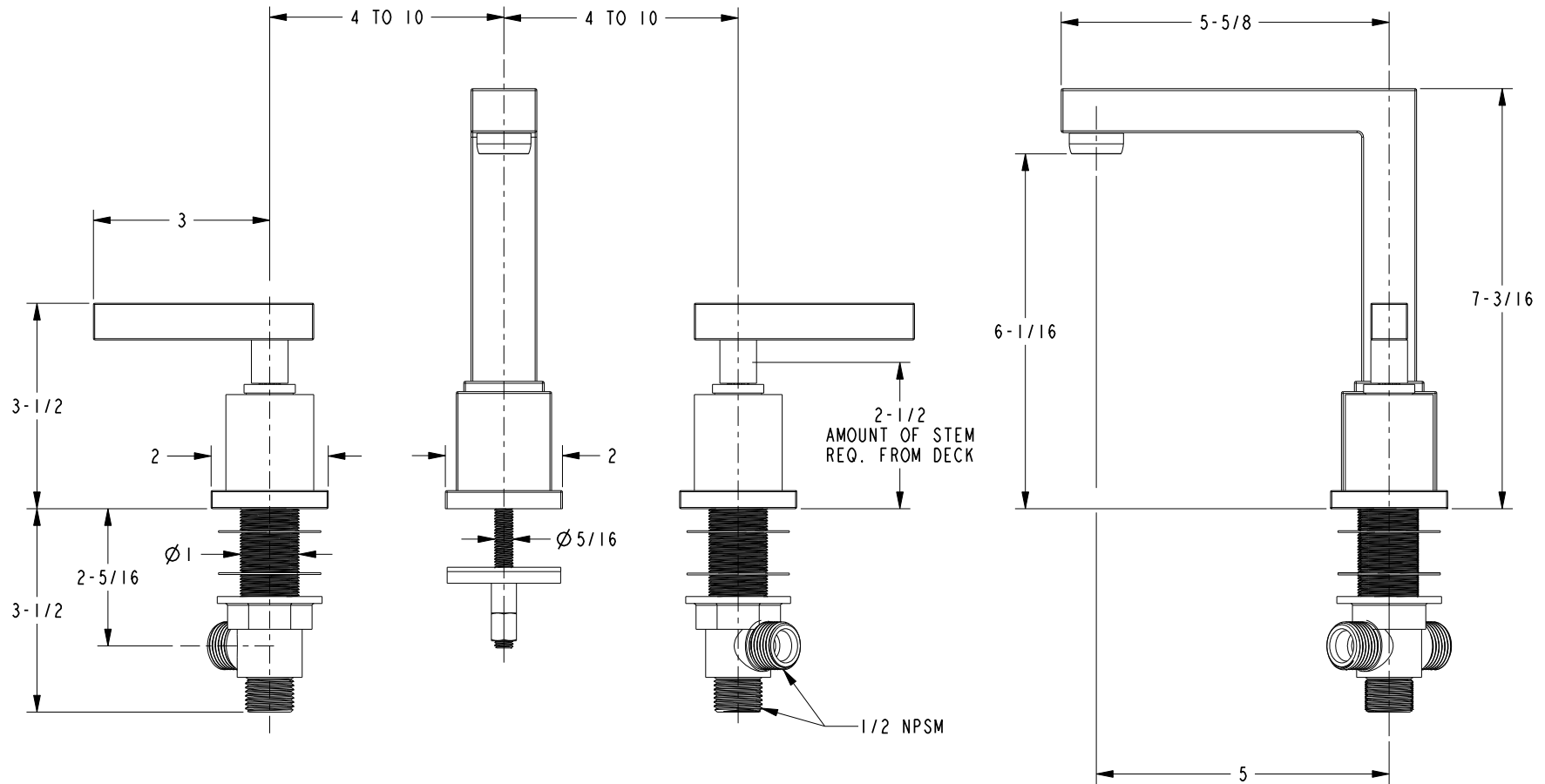
COPYRIGHT 2005 BRASSTECH, INC. THESE DRAWINGS AND THE DESIGNS DEPICTED HEREIN ARE THE PROPRIETARY PROPERTY OF BRASSTECH. ANY USE OR REPRODUCTION IS SUBJECT TO THE EXPRESS APPROVAL OF BRASSTECH. UNAUTHORIZED USE IS STRICTLY PROHIBITED. ALL RIGHTS RESERVED.

**BRASSTECH**  
INCORPORATED  
2001 E. CARNEGIE AVE.  
SANTA ANA, CA 92705  
(949) 417-5207

W/S LAV SET

|            |          |              |  |
|------------|----------|--------------|--|
| ASSY. NO.  |          | 2030         |  |
| SCALE .200 | REF. -   | SHEET 1 OF 2 |  |
| REV        | REV DESC | DATE         |  |
| C          | EN-2553  | 07/02/13     |  |
| B          | EN-1616  | 09/13/10     |  |
| A          | EN-1046  | 07/18/08     |  |
| -          | EO-0259  | 03/22/04     |  |

**SPECIFICATION DWG**



DIMENSIONS ARE IN INCHES AND AN APPROXIMATION OF A TYPICAL INSTALLATION

COPYRIGHT 2005 BRASSTECH, INC. THESE DRAWINGS AND THE DESIGNS DEPICTED HEREIN ARE THE PROPRIETARY PROPERTY OF BRASSTECH. ANY USE OR REPRODUCTION IS SUBJECT TO THE EXPRESS APPROVAL OF BRASSTECH. UNAUTHORIZED USE IS STRICTLY PROHIBITED. ALL RIGHTS RESERVED.

|                  |      |   |
|------------------|------|---|
| <b>BRASSTECH</b> |      | 2001 CARNEGIE AVE.<br>SANTA ANA, CA 92705<br>(949) 417-5207 |
| DWG NO.          | 2030 | REV<br>C  |
| SCALE            | .350 | REF. -  |
|                  |      | SHEET 2 OF 2  |